



# Office of Online Learning

## Indian Hills Community College

### Computer Tutorial:

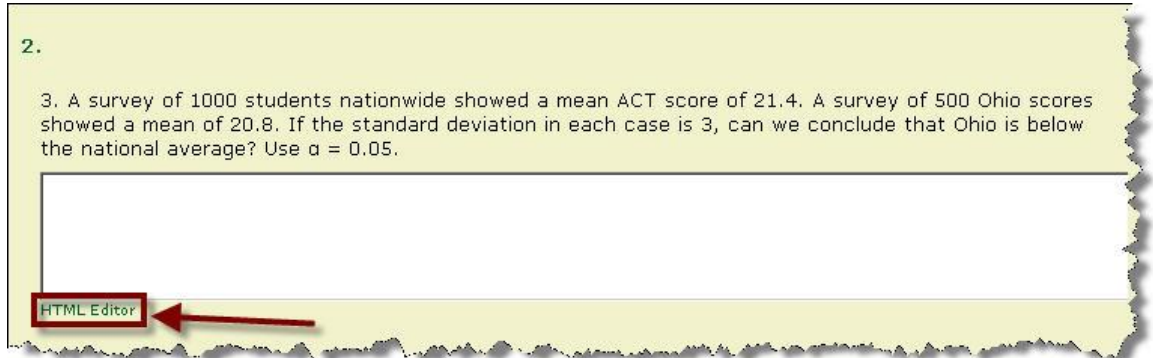
### How To: Use the Equation Editor

**Purpose:** This tutorial demonstrates how a student can use the equation editor to insert math symbols.

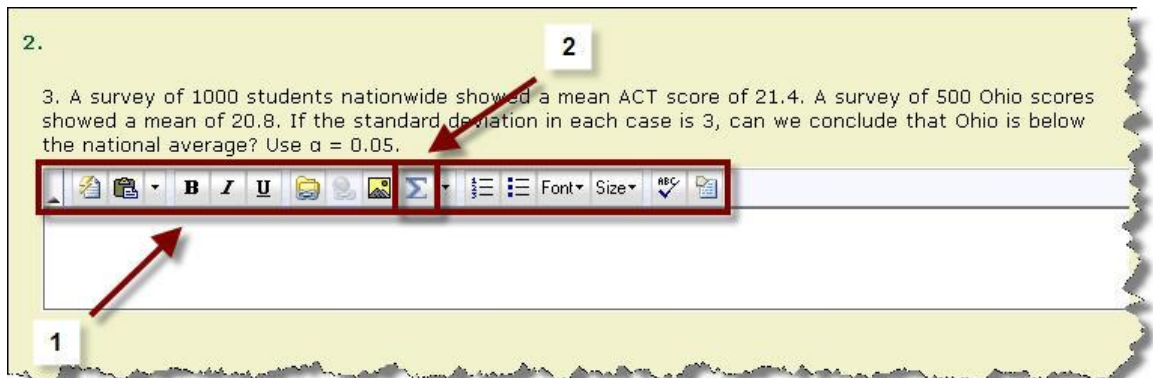
#### Use the Equation Editor:

You might come across a time when you will need to use special math symbols or equations in your online course. This can be done by using the Equation Editor.

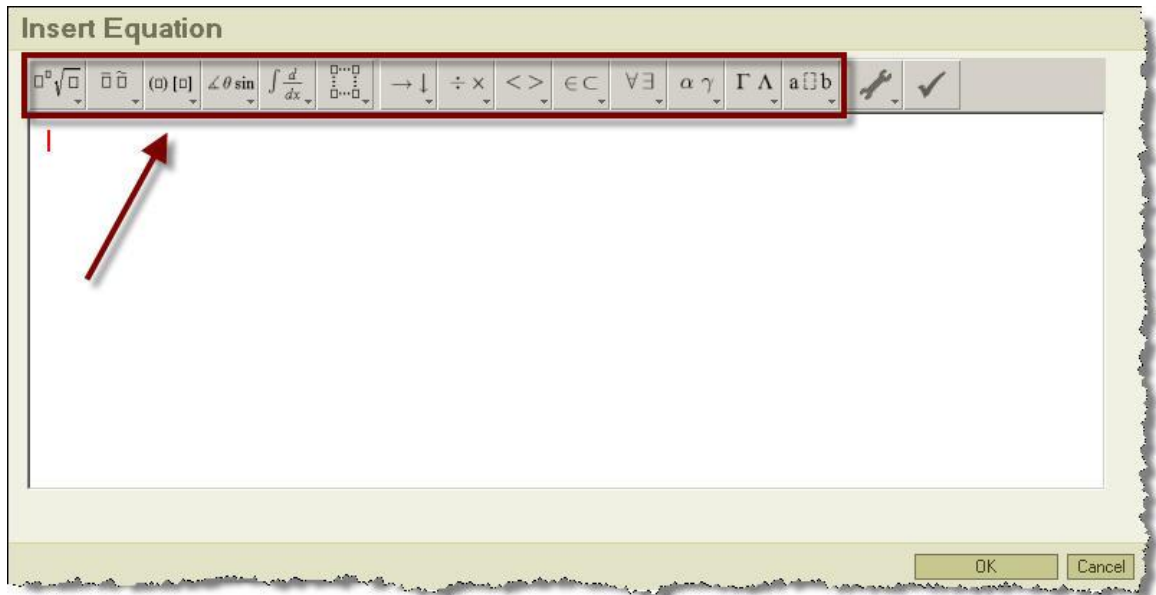
1. When a problem is assigned in homework or a test, you will see a blank box to be used for your answer. You can type in the box normally, as well as take advantage of special characters by using the Equation Editor. To access the editor, click on **HTML editor**.



2. A (1) **new toolbar** will appear at the top of your blank box. There are several items on the toolbar, but we are concerned with the equation editor. Click the (2) **blue letter Sigma ( $\Sigma$ )**. This is the Equation Editor.

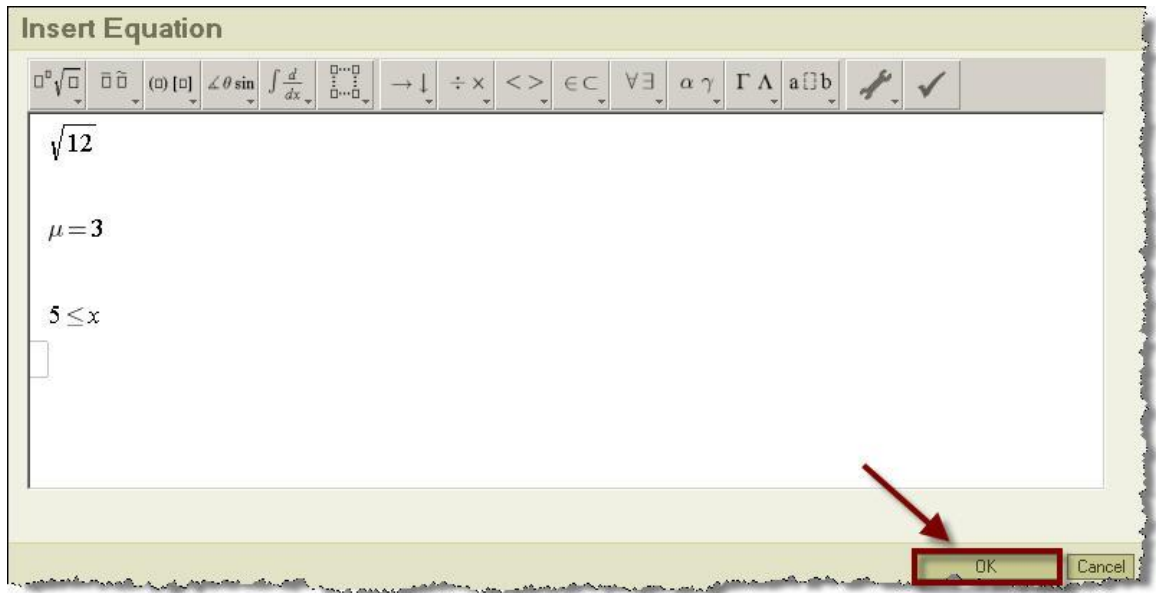


3. A new window will open up. You will see a screen loading Java. Once Java has loaded, you will be able to insert a variety of math symbols.
- Click on the box once to activate it, and then **explore the options across the top**. All of these sections are drop-down menus that contain a variety of math symbols and Greek letters.



You will want to take time to familiarize yourself with the equation editor. This will help you so that you can easily find the symbols you are looking for when you need them.

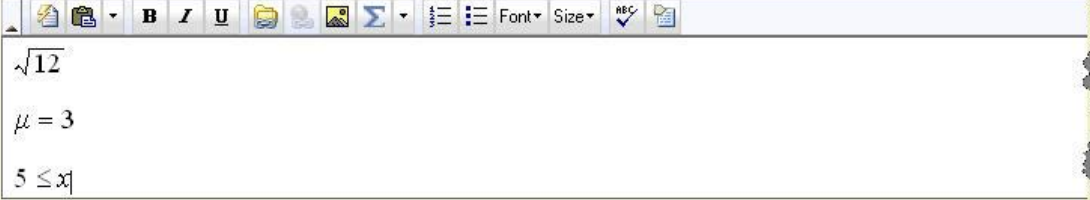
4. After inserting the symbol or symbols that you need for your answer, click the **OK** button.



5. Your answers will appear in the answer box.

2.

3. A survey of 1000 students nationwide showed a mean ACT score of 21.4. A survey of 500 Ohio scores showed a mean of 20.8. If the standard deviation in each case is 3, can we conclude that Ohio is below the national average? Use  $\alpha = 0.05$ .



$\sqrt{12}$

$\mu = 3$

$5 \leq x$

Please work through the other tutorials available on the Indian Hills Community College web site to find out more about how to use MyHills.

---

For further assistance, please contact:

**IT Help Desk**

**Phone:** (641) 683-5333

**E-Mail:** [helpdesk@indianhills.edu](mailto:helpdesk@indianhills.edu)

**Web:** [www.indianhills.edu/helpdesk](http://www.indianhills.edu/helpdesk)