

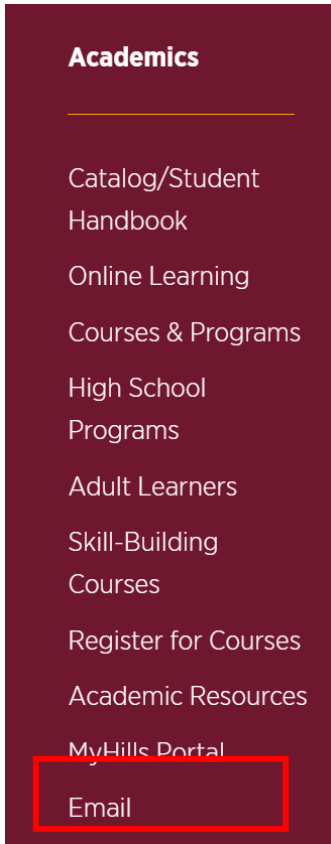
## Log in to MyHills

You'll need to use your *Indian Hills Microsoft Account* to get signed in to MyHills (also known as Blackboard). This account is automatically created for you when you enroll with IHCC. Follow these instructions to help you get logged in for the first time.

### Username and Password

- Your *IHCC Microsoft Account username* is your student email address. This is usually your first name \_ last name@stu.indianhills.edu  
i.e. **john\_doe@stu.indianhills.edu**

### Log in to MyHills



Go to [www.indianhills.edu](http://www.indianhills.edu)

Scroll to the bottom of the page and find Academics.

Click the MyHills Portal link.

You'll be redirected to a Microsoft sign in page.

### **OR**

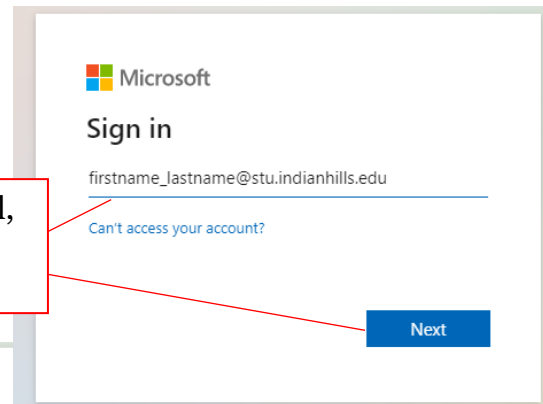
Go to WIN.

Go to the Connect 2 College group.

Click the Students tab.

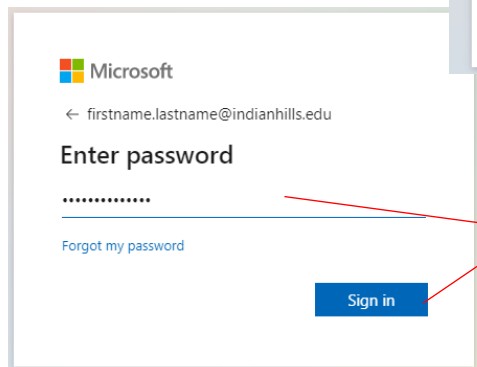
Click the MyHills link.

Enter your username/IHCC email,  
click next.

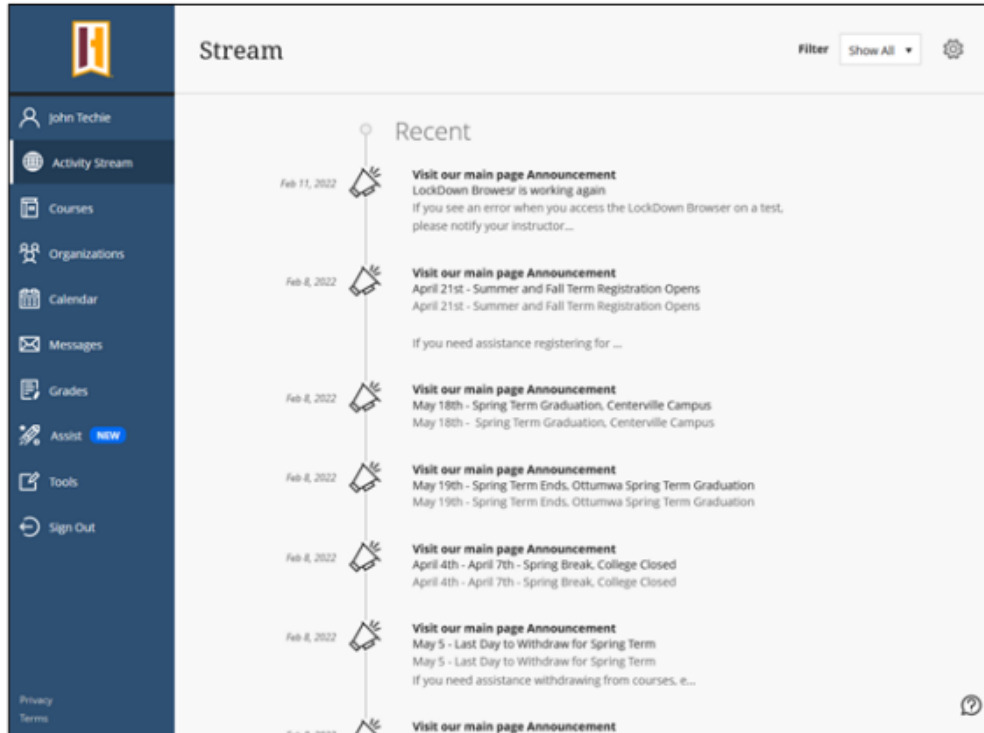


Then enter your password and click  
Sign In.

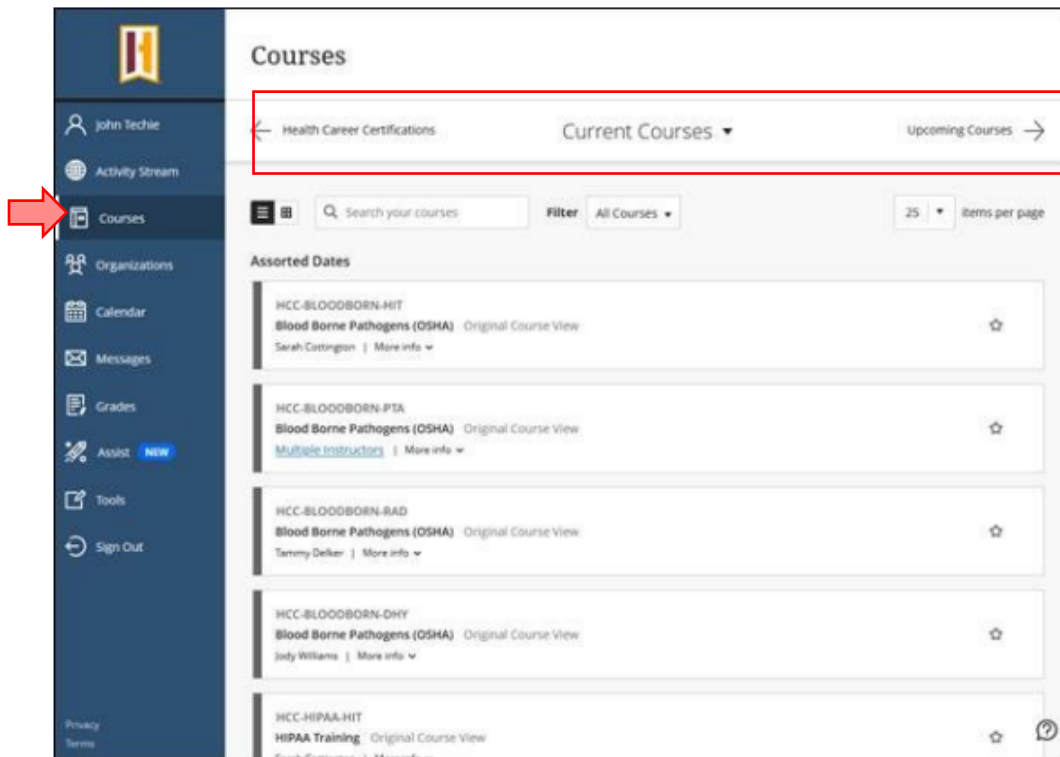
For first time login, click Forgot my  
password to set your password.



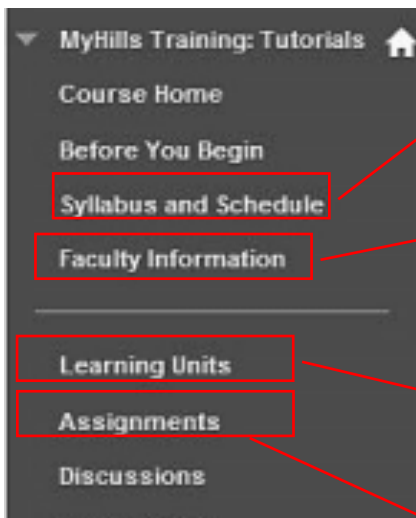
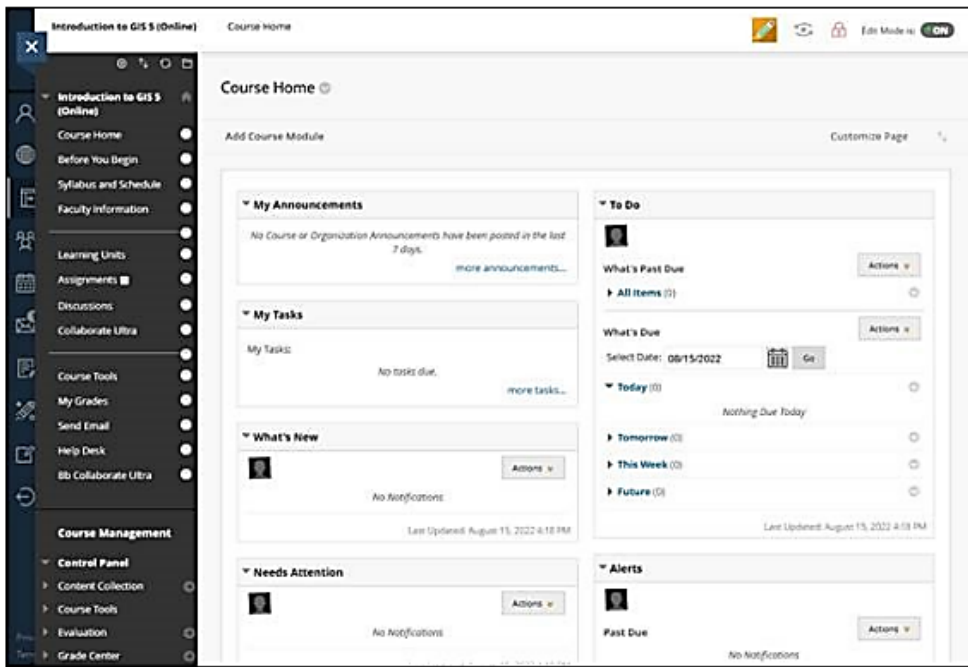
Once logged in, you will see your home screen which will often show key dates or announcements that you may want to take note of. On the left, you will see a navigation bar.



You may view your classes by clicking on "Courses" on the left menu bar. Courses are sorted by term automatically; click the arrows to switch between terms.



Once you click on a course, you should have everything you need to complete your course.

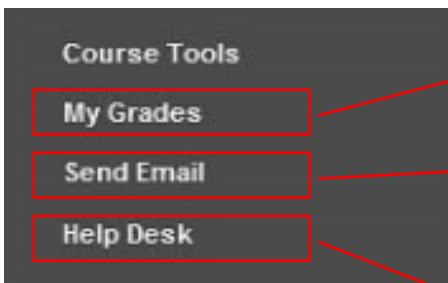


To view your class expectations and assignment schedule, click the Syllabus and Schedule tab.

Need to contact your instructor? Find their contact information here.

To view your assignments and course materials, click the Learning Units tab. Note: Some additional assignments may be found under the assignments tab.

If an assignment spans across multiple learning units, you will find it under assignments. Not all courses will use this but it is important to check to make sure you don't miss any work!



To view your assignment or test grades, click the My Grades tab.

To send an email to your instructor or classmates, click the Send Email tab.

If you are having technical issues, you can submit a help request to our IT.