

Indian Hills Community College
Funds 1 and 2*
Period 8 (67%)
February 28, 2021

FUND 1	FY2019			FY2020			FY2021			
	Full Year Actual	Year-to-Date Actual	% of Full Year	Full Year Actual	Year-to-Date Actual	% of Full Year	Full Year Budget	Year-to-Date Actual	% of Full Year	YTD Change
Revenue										
1 Tuition & Fees	\$ 16,766,157	\$ 16,241,965	96.87%	\$ 15,177,973	\$ 15,058,919	99.22%	\$ 14,814,000	\$ 13,377,568	90.30%	\$ (1,681,352)
2 Local Support	1,191,060	690,645	57.99%	1,242,689	742,585	59.76%	1,330,581	809,842	60.86%	67,257
3 State Support	14,883,698	9,891,164	66.46%	15,223,892	10,147,976	66.66%	15,211,933	10,184,458	66.95%	36,482
4 Federal Support	113,219	30,000	26.50%	89,448	44,000	49.19%	89,200	16,500	18.50%	(27,500)
5 Other Income	3,386,613	1,929,491	56.97%	3,120,303	1,876,863	60.15%	3,272,200	1,962,699	59.98%	85,836
6 Total Revenue	\$ 36,340,747	\$ 28,783,265	79.20%	\$ 34,854,305	\$ 27,870,344	79.96%	\$ 34,717,914	\$ 26,351,067	75.90%	\$ (1,519,277)
Expenditures										
7 Salaries and Fringes	\$ 26,440,616	\$ 17,184,220	64.99%	\$ 26,026,735	\$ 17,173,625	65.98%	\$ 26,549,904	\$ 16,200,487	61.02%	\$ (973,138)
8 Services	5,636,329	3,861,549	68.51%	4,472,235	3,266,481	73.04%	4,309,000	2,616,325	60.72%	(650,157)
9 Materials and Supplies	2,372,997	1,716,553	72.34%	2,388,716	1,928,852	80.75%	2,594,400	1,546,430	59.61%	(382,422)
10 Other Current Expenses	1,879,804	161,599	8.60%	1,878,528	156,676	8.34%	1,252,000	141,439	11.30%	(15,237)
11 Capital Outlay (>\$5,000)	7,357	-	0.00%	26,697	9,412	35.25%	9,400	-	0.00%	(9,412)
12 Total Expenditures	\$ 36,337,103	\$ 22,923,921	63.09%	\$ 34,792,912	\$ 22,535,045	64.77%	\$ 34,714,704	\$ 20,504,681	59.07%	\$ (2,030,364)
13 Net Revenue [6 minus 7]	\$ 3,644	\$ 5,859,344		\$ 61,393	\$ 5,335,298		\$ 3,210	\$ 5,846,386		

FUND 2*	FY2019			FY2020			FY2021		
	Full Year Actual	Year-to-Date Actual	% of Full Year	Full Year Actual	Year-to-Date Actual	% of Full Year	Full Year Budget	Year-to-Date Actual	% of Full Year
Revenue									
14 Local Support and State Backfill	\$ 3,312,020	\$ 1,890,825	57.09%	\$ 3,658,562	\$ 2,155,243	58.91%	\$ 3,973,369	\$ 2,378,208	59.85%
Expenditures									
15 Unemployment Compensation	\$ 30,207	\$ 56,390	186.68%	\$ 17,469	\$ 9,871	56.51%	\$ 85,000	\$ 1,289	1.52%
16 Workers Compensation Ins.	75,325	75,325	100.00%	69,264	69,264	100.00%	100,433	100,433	100.00%
17 Tort Liability	400,578	427,941	106.83%	450,917	450,917	100.00%	541,040	538,578	99.55%
18 Property Insurance	1,904,401	1,391,735	73.08%	1,664,098	1,327,941	79.80%	1,867,322	1,639,444	87.80%
19 Equipment Replacement	517,401	413,375	79.89%	574,274	575,664	100.24%	595,000	509,315	85.60%
20 Standby	-	-	0.00%	-	-	0.00%	-	-	0.00%
21 Incented Retirement Levy	260,894	-	0.00%	395,390	-	0.00%	490,000	-	0.00%
22 Total Expenditures	\$ 3,188,806	\$ 2,364,765	74.16%	\$ 3,171,412	\$ 2,433,657	76.74%	\$ 3,678,795	\$ 2,789,059	75.81%

* Excludes House File Projects & Grants

Indian Hills Community College
All Funds
Period 8

February 28, 2021

	Unrestricted General Fund 1		Restricted General Fund 2		Auxillary Fund 3		Agency Fund 4	
	FY2020	FY2021	FY2020	FY2021	FY2020	FY2021	FY2020	FY2021
	Full Year Actual	Year-to-Date Actual	Full Year Actual	Year-to-Date Actual	Full Year Actual	Year-to-Date Actual	Full Year Actual	Year-to-Date Actual
1 Opening Balance	\$ 5,082,474	\$ 5,143,867	\$ 2,489,906	\$ 3,987,820	\$ 2,629,740	\$ 2,588,165	\$ 362,521	\$ 438,365
4 Total Revenue	\$ 34,854,305	\$ 26,351,067	\$ 16,263,363	\$ 9,120,740	\$ 7,230,136	\$ 6,409,778	\$ 7,188,994	\$ 3,639,295
7 Total Expenditures	\$ 34,792,912	\$ 20,504,681	\$ 14,765,449	\$ 9,575,849	\$ 7,271,711	\$ 5,866,315	\$ 7,113,150	\$ 3,644,459
8 Closing Balance <small>[1 plus 4 minus 7]</small>	\$ 5,143,867	\$ 10,990,253	\$ 3,987,820	\$ 3,532,711	\$ 2,588,165	\$ 3,131,628	\$ 438,365	\$ 433,201

	Scholarship Fund 5		Plant Fund 7		Endowment Fund 8	
	FY2020	FY2021	FY2020	FY2021	FY2020	FY2021
	Full Year Actual	Year-to-Date Actual	Full Year Actual	Year-to-Date Actual	Full Year Actual	Year-to-Date Actual
1 Opening Balance	\$ -	\$ -	\$ 3,298,831	\$ 4,439,323	\$ 4,668,892	\$ 4,677,971
4 Total Revenue	\$ 7,022,488	\$ 4,249,728	\$ 9,545,263	\$ 1,760,552	\$ 100,837	\$ 8,796
7 Total Expenditures	\$ 7,022,488	\$ 4,419,708	\$ 8,404,771	\$ 2,921,627	\$ 91,758	\$ 1,507,917
8 Closing Balance <small>[1 plus 4 minus 7]</small>	\$ -	\$ (169,980)	\$ 4,439,323	\$ 3,278,248	\$ 4,677,971	\$ 3,178,851



Monthly Financial Review

MARCH 8, 2021

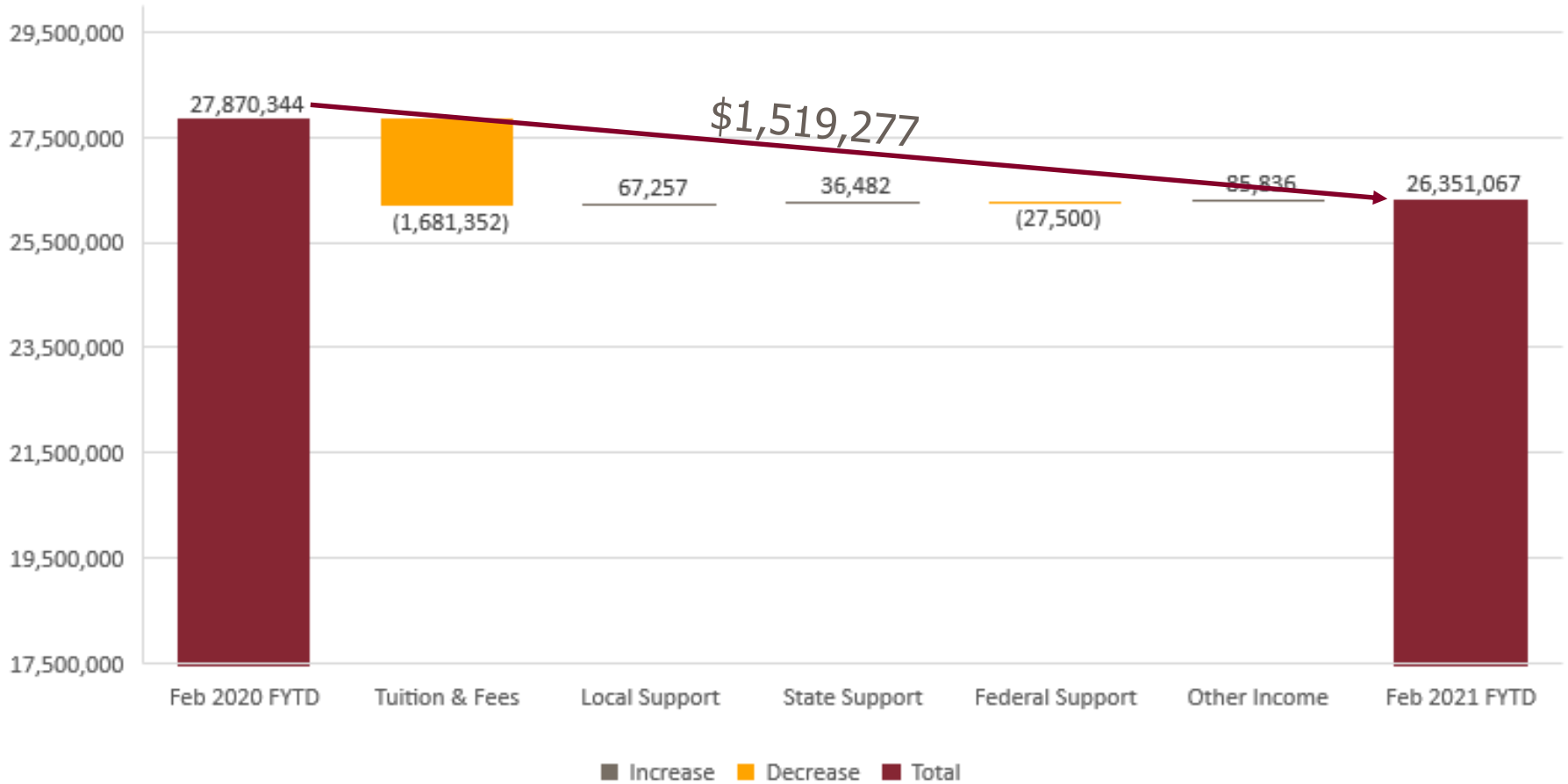
Life. Changing.

Fund 1 (Unrest. General Fund)

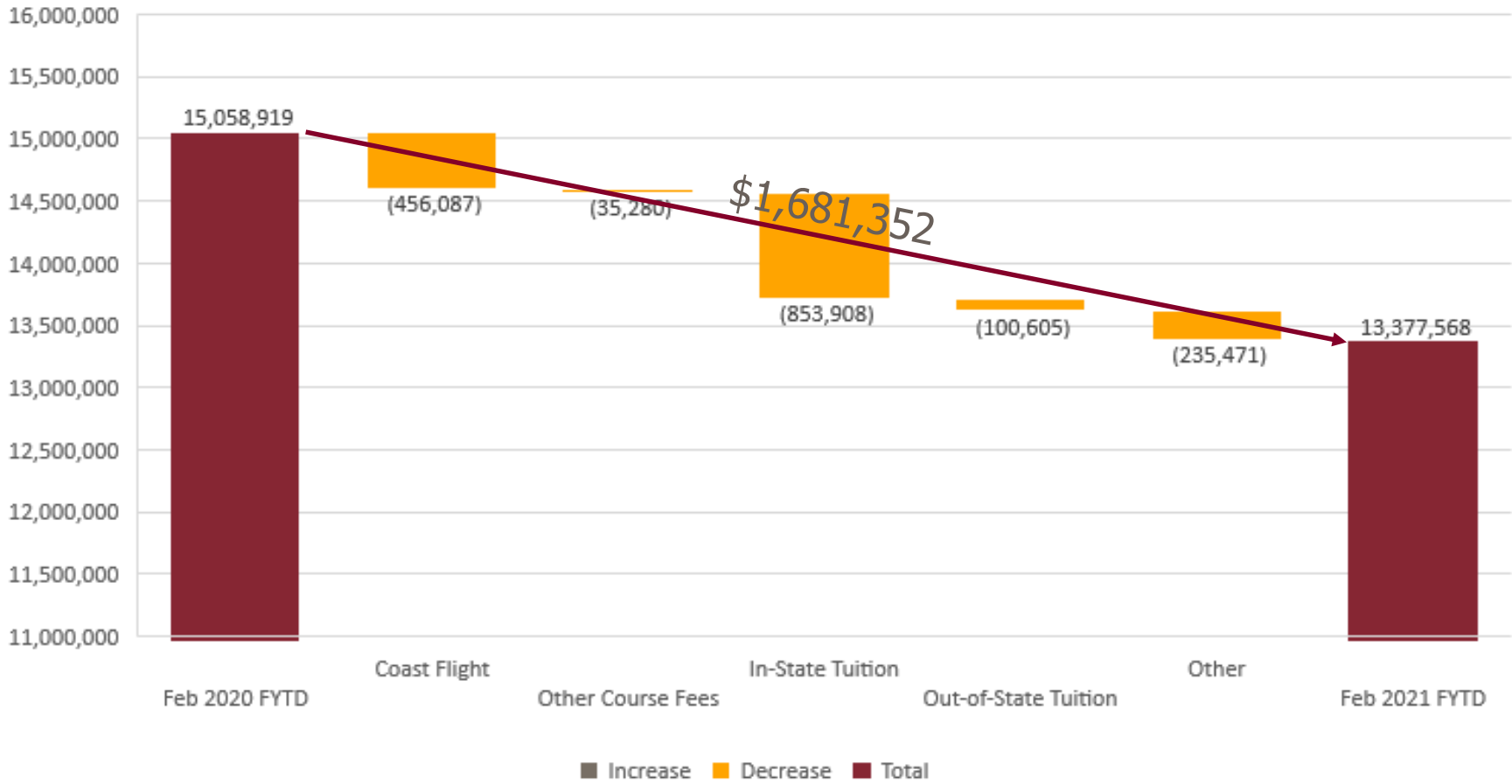
Indian Hills Community College
Funds 1 and 2*
Period 8 (67%)
 February 28, 2021

FUND 1 Revenue	FY2019			FY2020			FY2021			
	Full Year Actual	Year-to-Date Actual	% of Full Year	Full Year Actual	Year-to-Date Actual	% of Full Year	Full Year Budget	Year-to-Date Actual	% of Full Year	YTD Change
1 Tuition & Fees	\$ 16,766,157	\$ 16,241,965	96.87%	\$ 15,177,973	\$ 15,058,919	99.22%	\$ 14,814,000	\$ 13,377,568	90.30%	\$ (1,681,352)
2 Local Support	1,191,060	690,645	57.99%	1,242,689	742,585	59.76%	1,330,581	809,842	60.86%	67,257
3 State Support	14,883,698	9,891,164	66.46%	15,223,892	10,147,976	66.66%	15,211,933	10,184,458	66.95%	36,482
4 Federal Support	113,219	30,000	26.50%	89,448	44,000	49.19%	89,200	16,500	18.50%	(27,500)
5 Other Income	3,386,613	1,929,491	56.97%	3,120,303	1,876,863	60.15%	3,272,200	1,962,699	59.98%	85,836
6 Total Revenue	\$ 36,340,747	\$ 28,783,265	79.20%	\$ 34,854,305	\$ 27,870,344	79.96%	\$ 34,717,914	\$ 26,351,067	75.90%	\$ (1,519,277)
Expenditures										
7 Salaries and Fringes	\$ 26,440,616	\$ 17,184,220	64.99%	\$ 26,026,735	\$ 17,173,625	65.98%	\$ 26,549,904	\$ 16,200,487	61.02%	\$ (973,138)
8 Services	5,636,329	3,861,549	68.51%	4,472,235	3,266,481	73.04%	4,309,000	2,616,325	60.72%	(650,157)
9 Materials and Supplies	2,372,997	1,716,553	72.34%	2,388,716	1,928,852	80.75%	2,594,400	1,546,430	59.61%	(382,422)
10 Other Current Expenses	1,879,804	161,599	8.60%	1,878,528	156,676	8.34%	1,252,000	141,439	11.30%	(15,237)
11 Capital Outlay (>\$5,000)	7,357	-	0.00%	26,697	9,412	35.25%	9,400	-	0.00%	(9,412)
12 Total Expenditures	\$ 36,337,103	\$ 22,923,921	63.09%	\$ 34,792,912	\$ 22,535,045	64.77%	\$ 34,714,704	\$ 20,504,681	59.07%	\$ (2,030,364)
13 Net Revenue [6 minus 7]	\$ 3,644	\$ 5,859,344		\$ 61,393	\$ 5,335,298		\$ 3,210	\$ 5,846,386		

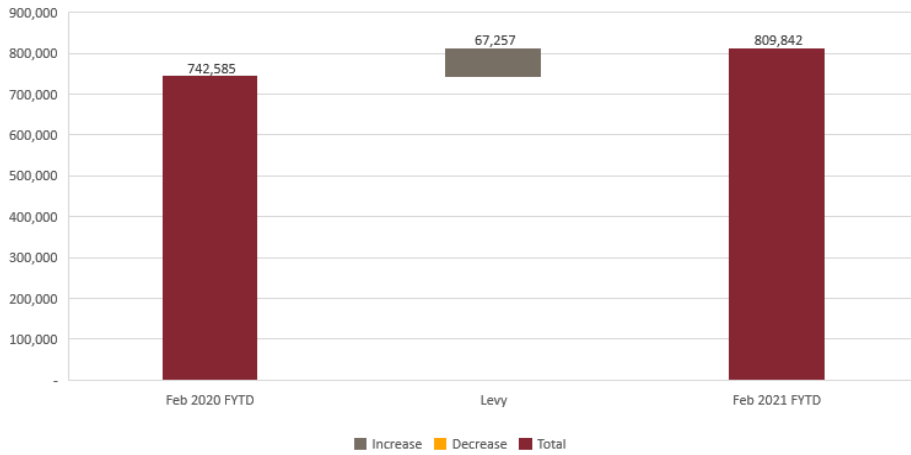
Revenue
 FY2020 vs. FY2021
 YTD through February 28



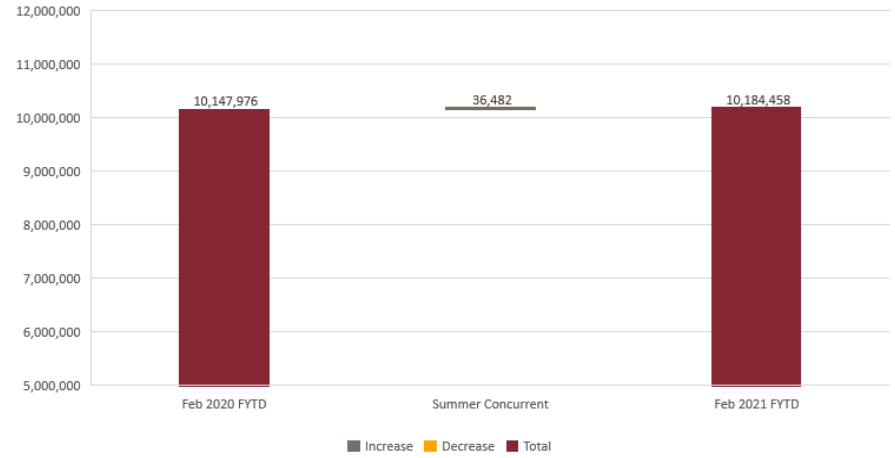
Tuition and Fees
 FY2020 vs. FY2021
 YTD through February 28



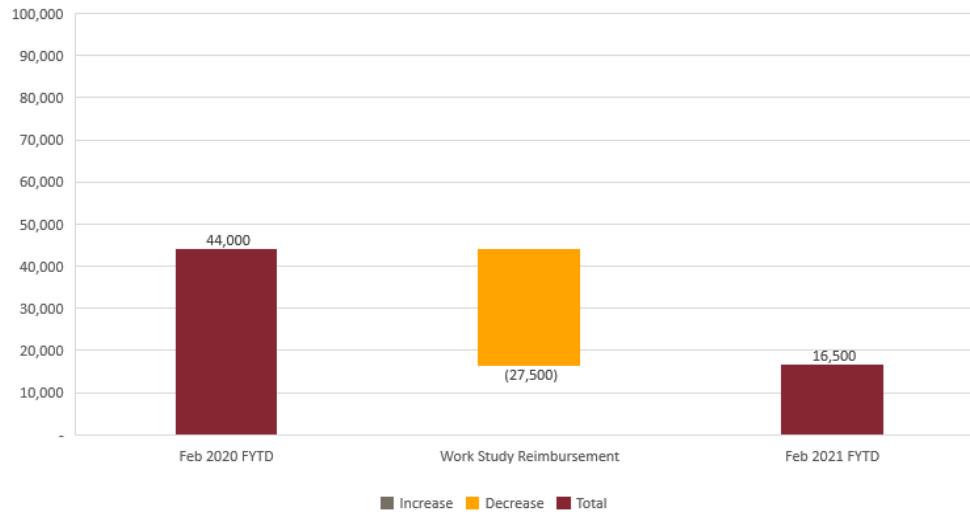
Local Support
FY2020 vs. FY2021
YTD through February 28



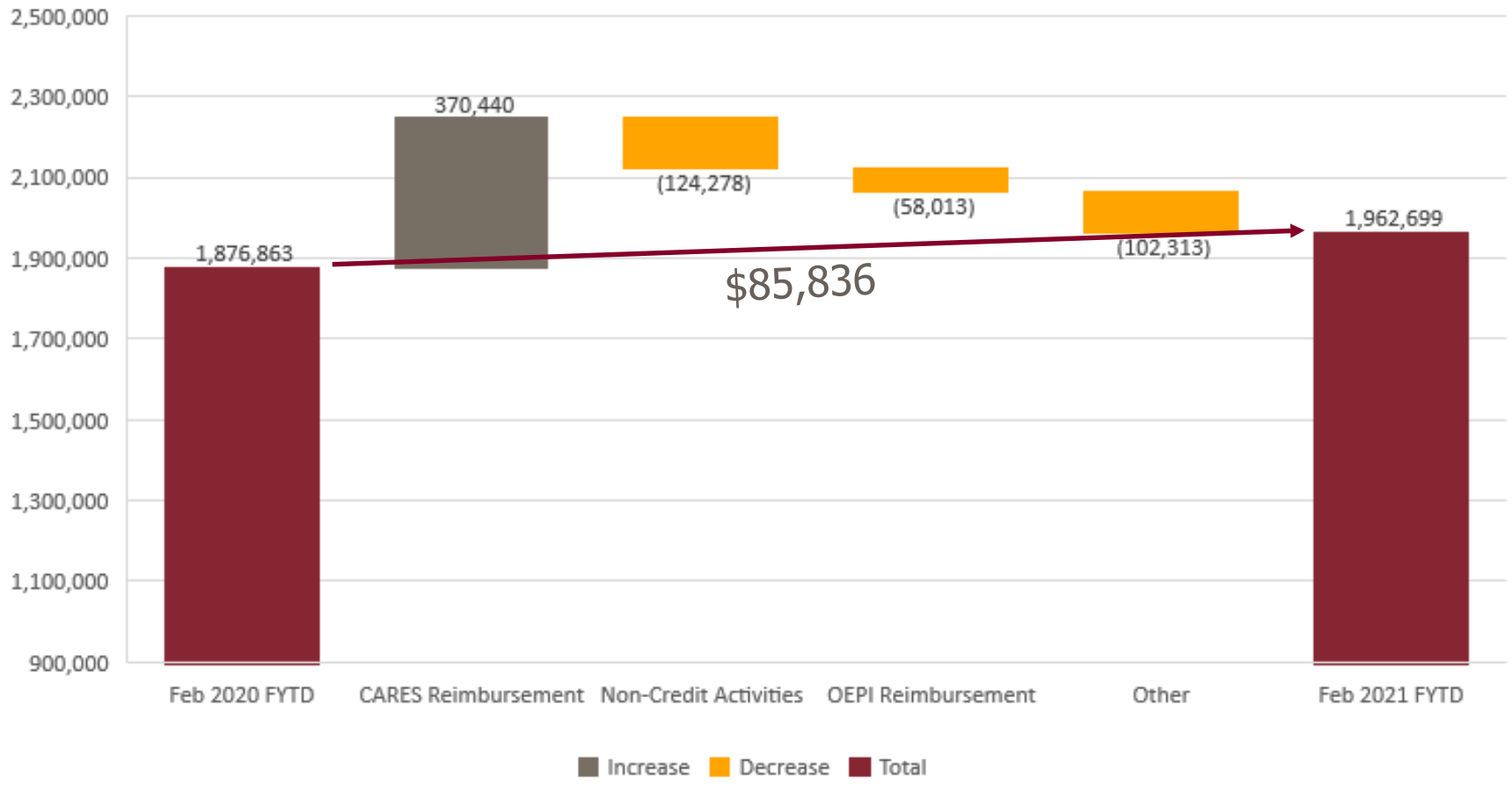
State Support
FY2020 vs. FY2021
YTD through February 28



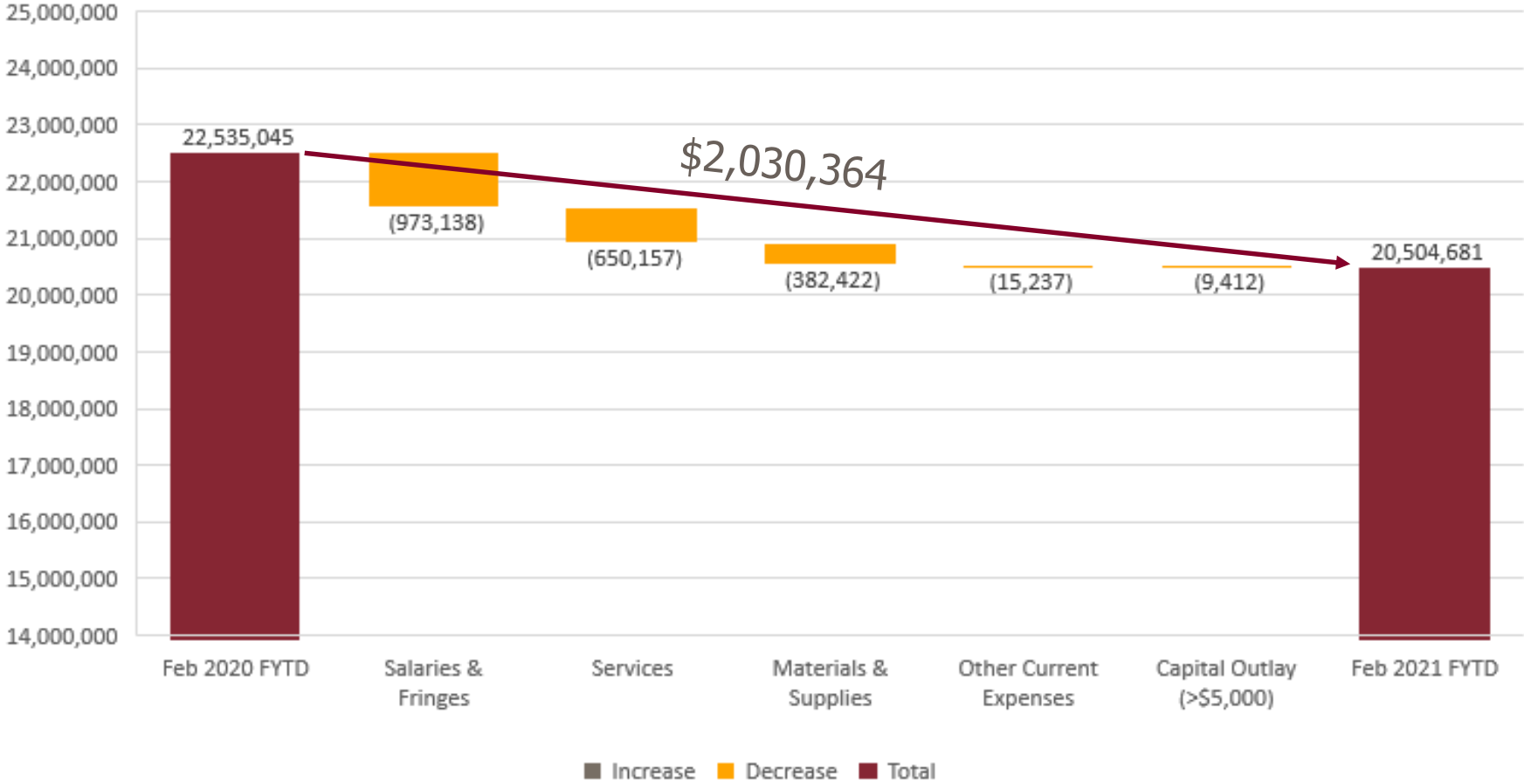
Federal Support
FY2020 vs. FY2021
YTD through February 28



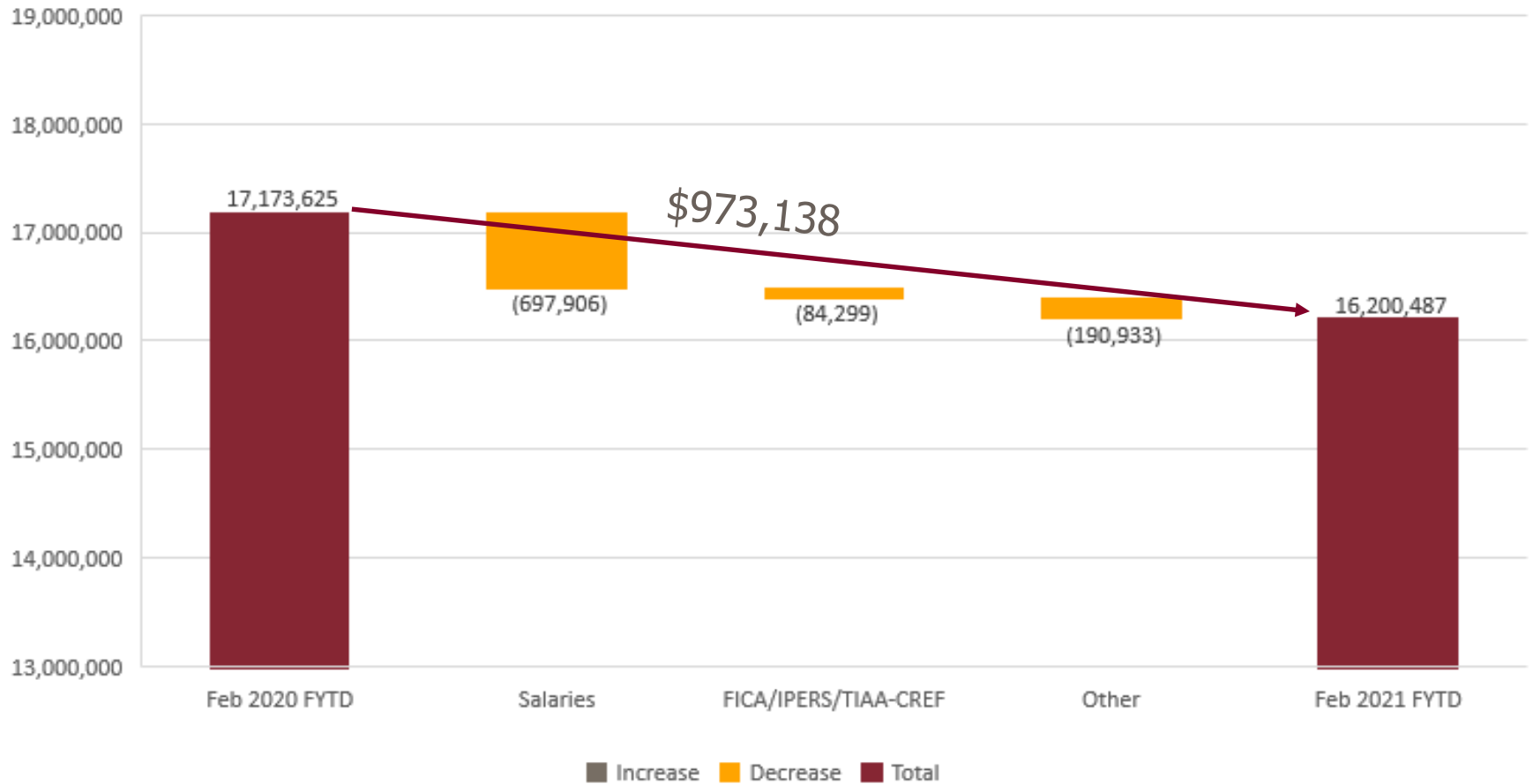
Other Income
 FY2020 vs. FY2021
 YTD through February 28



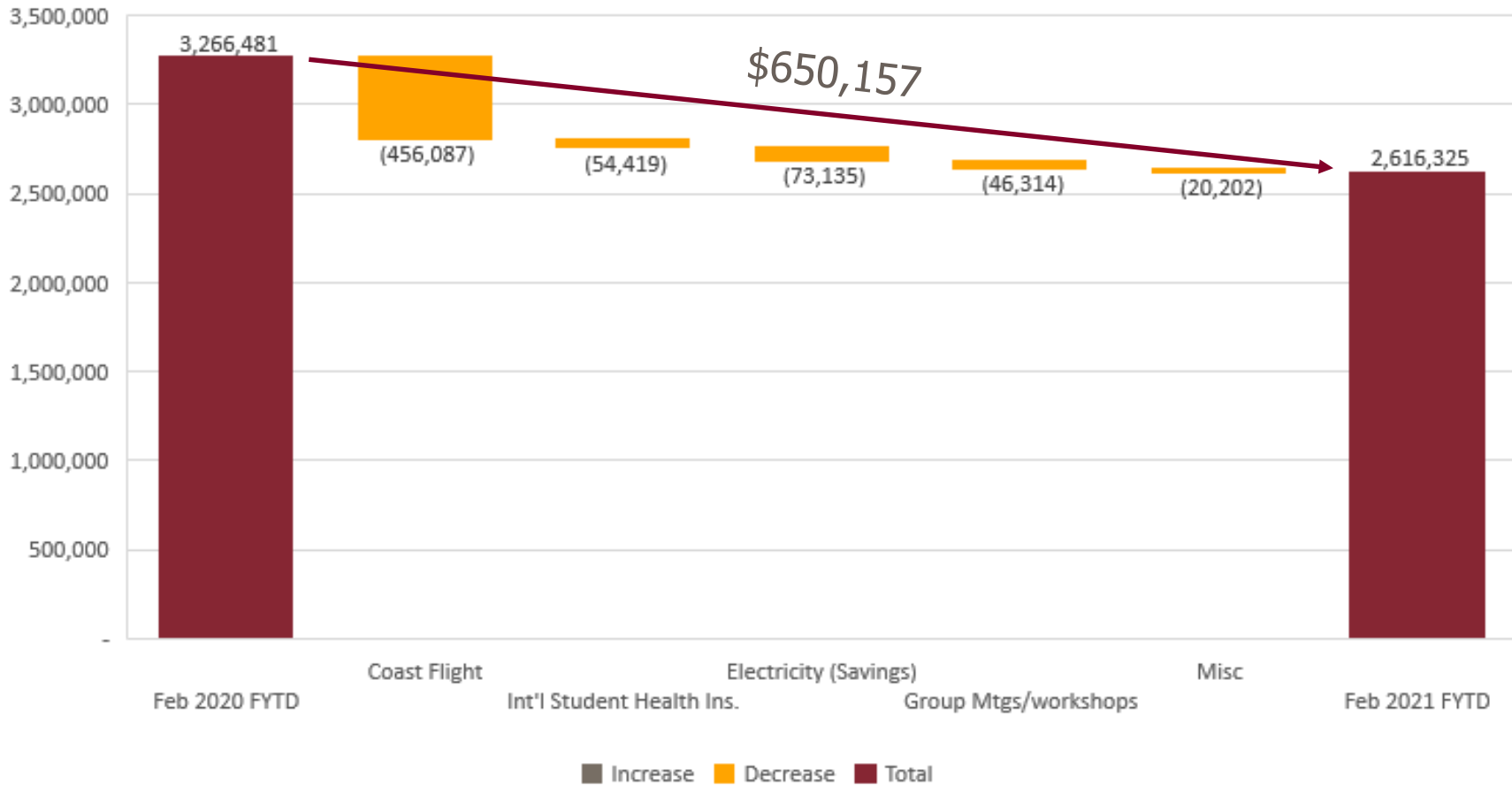
Expenses
 FY2020 vs. FY2021
 YTD through February 28



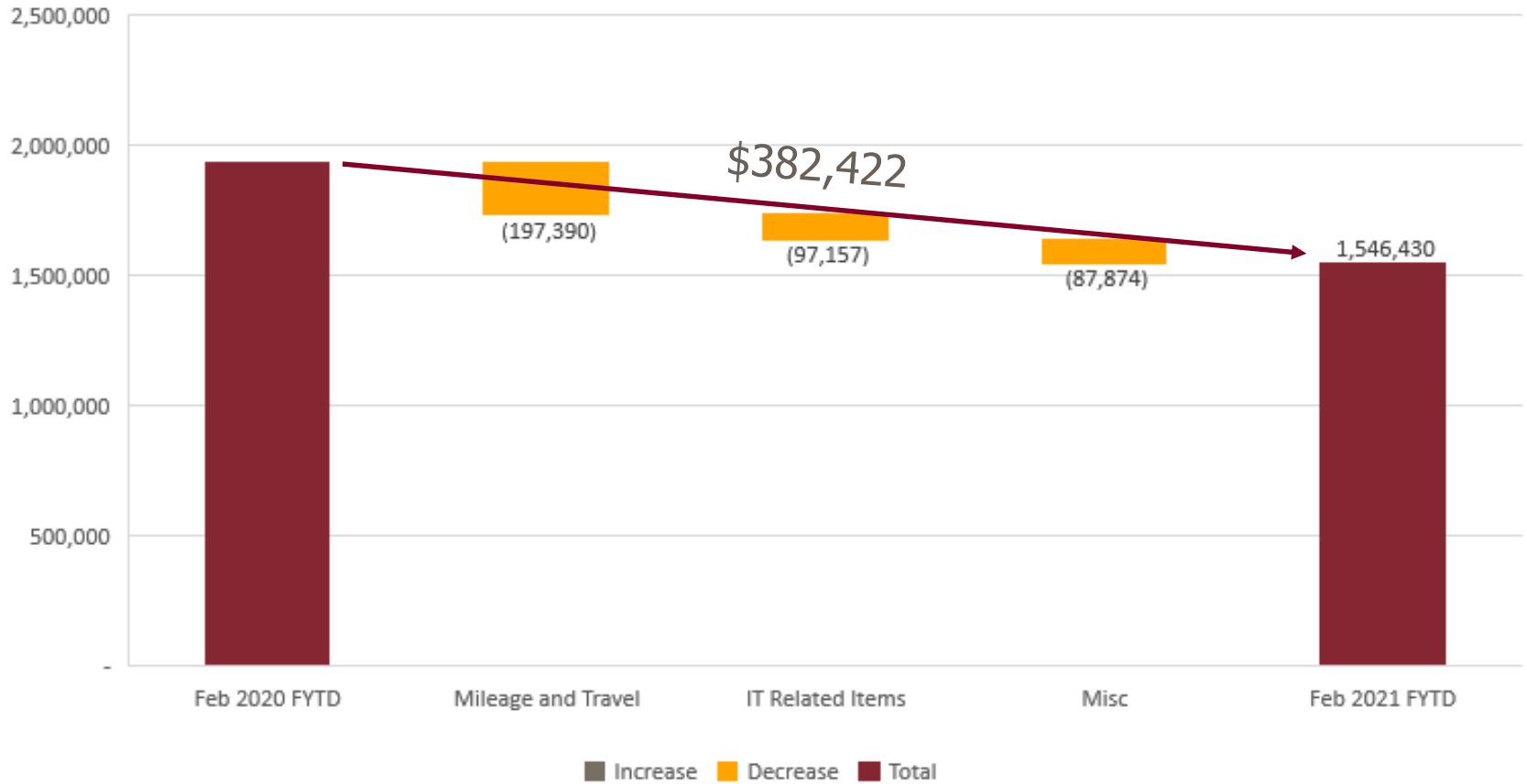
Salaries & Fringes
FY2020 vs. FY2021
YTD through February 28



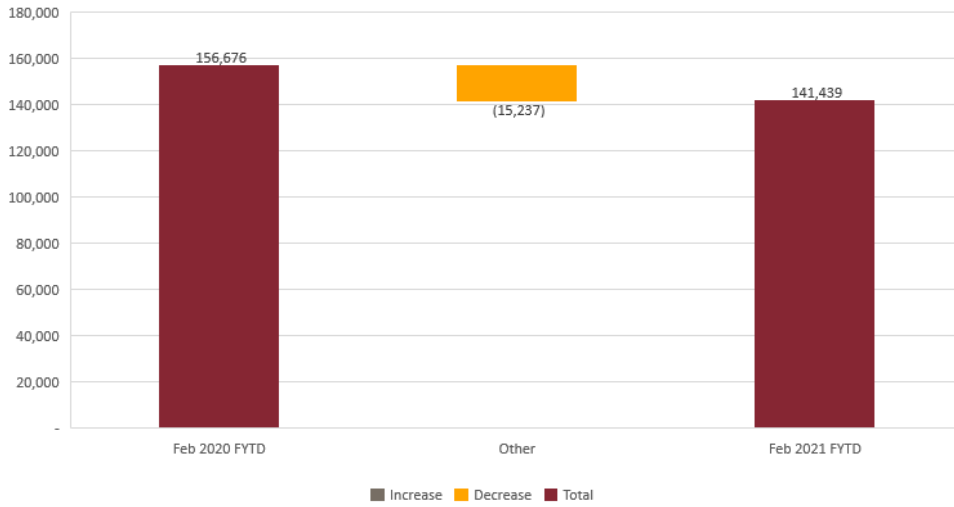
Services
 FY2020 vs. FY2021
 YTD through February 28



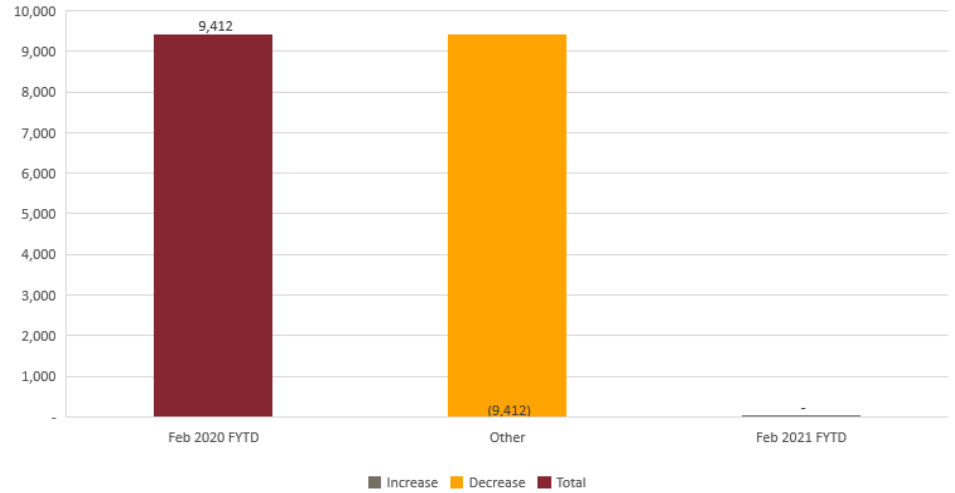
Materials & Supplies
FY2020 vs. FY2021
YTD through February 28



Other Current Expenses
 FY2020 vs. FY2021
 YTD through February 28



Other Current Expenses
 FY2020 vs. FY2021
 YTD through February 28



Fund 2 (Levy Accounts)

FUND 2*	FY2019			FY2020			FY2021								
	Revenue	Full Year Actual	Year-to-Date Actual	% of Full Year	Full Year Actual	Year-to-Date Actual	% of Full Year	Full Year Budget	Year-to-Date Actual	% of Full Year					
14 Local Support and State Backfill	\$	3,312,020	\$	1,890,825	57.09%	\$	3,658,562	\$	2,155,243	58.91%	\$	3,973,369	\$	2,378,208	59.85%
Expenditures															
15 Unemployment Compensation	\$	30,207	\$	56,390	186.68%	\$	17,469	\$	9,871	56.51%	\$	85,000	\$	1,289	1.52%
16 Workers Compensation Ins.		75,325		75,325	100.00%		69,264		69,264	100.00%		100,433		100,433	100.00%
17 Tort Liability		400,578		427,941	106.83%		450,917		450,917	100.00%		541,040		538,578	99.55%
18 Property Insurance		1,904,401		1,391,735	73.08%		1,664,098		1,327,941	79.80%		1,867,322		1,639,444	87.80%
19 Equipment Replacement		517,401		413,375	79.89%		574,274		575,664	100.24%		595,000		509,315	85.60%
20 Standby		-		-	0.00%		-		-	0.00%		-		-	0.00%
21 Incented Retirement Levy		260,894		-	0.00%		395,390		-	0.00%		490,000		-	0.00%
22 Total Expenditures	\$	3,188,806	\$	2,364,765	74.16%	\$	3,171,412	\$	2,433,657	76.74%	\$	3,678,795	\$	2,789,059	75.81%

* Excludes House File Projects & Grants

3/2/2021

Indian Hills Community College

Funds 1 and 2*

Period 8 (67%)

February 28, 2021

FUND 1	FY2019			FY2020			FY2021			
	Full Year Actual	Year-to-Date Actual	% of Full Year	Full Year Actual	Year-to-Date Actual	% of Full Year	Full Year Budget	Year-to-Date Actual	% of Full Year	YTD Change
Revenue										
1 Tuition & Fees	\$ 16,766,157	\$ 16,241,965	96.87%	\$ 15,177,973	\$ 15,058,919	99.22%	\$ 14,814,000	\$ 13,377,568	90.30%	\$ (1,681,352)
2 Local Support	1,191,060	690,645	57.99%	1,242,689	742,585	59.76%	1,330,581	809,842	60.86%	67,257
3 State Support	14,883,698	9,891,164	66.46%	15,223,892	10,147,976	66.66%	15,211,933	10,184,458	66.95%	36,482
4 Federal Support	113,219	30,000	26.50%	89,448	44,000	49.19%	89,200	16,500	18.50%	(27,500)
5 Other Income	3,386,613	1,929,491	56.97%	3,120,303	1,876,863	60.15%	3,272,200	1,962,699	59.98%	85,836
6 Total Revenue	\$ 36,340,747	\$ 28,783,265	79.20%	\$ 34,854,305	\$ 27,870,344	79.96%	\$ 34,717,914	\$ 26,351,067	75.90%	\$ (1,519,277)
Expenditures										
7 Salaries and Fringes	\$ 26,440,616	\$ 17,184,220	64.99%	\$ 26,026,735	\$ 17,173,625	65.98%	\$ 26,549,904	\$ 16,200,487	61.02%	\$ (973,138)
8 Services	5,636,329	3,861,549	68.51%	4,472,235	3,266,481	73.04%	4,309,000	2,616,325	60.72%	(650,157)
9 Materials and Supplies	2,372,997	1,716,553	72.34%	2,388,716	1,928,852	80.75%	2,594,400	1,546,430	59.61%	(382,422)
10 Other Current Expenses	1,879,804	161,599	8.60%	1,878,528	156,676	8.34%	1,252,000	141,439	11.30%	(15,237)
11 Capital Outlay (>\$5,000)	7,357	-	0.00%	26,697	9,412	35.25%	9,400	-	0.00%	(9,412)
12 Total Expenditures	\$ 36,337,103	\$ 22,923,921	63.09%	\$ 34,792,912	\$ 22,535,045	64.77%	\$ 34,714,704	\$ 20,504,681	59.07%	\$ (2,030,364)
13 Net Revenue [6 minus 7]	\$ 3,644	\$ 5,859,344		\$ 61,393	\$ 5,335,298		\$ 3,210	\$ 5,846,386		

FUND 2*	FY2019			FY2020			FY2021		
	Full Year Actual	Year-to-Date Actual	% of Full Year	Full Year Actual	Year-to-Date Actual	% of Full Year	Full Year Budget	Year-to-Date Actual	% of Full Year
Revenue									
14 Local Support and State Backfill	\$ 3,312,020	\$ 1,890,825	57.09%	\$ 3,658,562	\$ 2,155,243	58.91%	\$ 3,973,369	\$ 2,378,208	59.85%
Expenditures									
15 Unemployment Compensation	\$ 30,207	\$ 56,390	186.68%	\$ 17,469	\$ 9,871	56.51%	\$ 85,000	\$ 1,289	1.52%
16 Workers Compensation Ins.	75,325	75,325	100.00%	69,264	69,264	100.00%	100,433	100,433	100.00%
17 Tort Liability	400,578	427,941	106.83%	450,917	450,917	100.00%	541,040	538,578	99.55%
18 Property Insurance	1,904,401	1,391,735	73.08%	1,664,098	1,327,941	79.80%	1,867,322	1,639,444	87.80%
19 Equipment Replacement	517,401	413,375	79.89%	574,274	575,664	100.24%	595,000	509,315	85.60%
20 Standby	-	-	0.00%	-	-	0.00%	-	-	0.00%
21 Incented Retirement Levy	260,894	-	0.00%	395,390	-	0.00%	490,000	-	0.00%
22 Total Expenditures	\$ 3,188,806	\$ 2,364,765	74.16%	\$ 3,171,412	\$ 2,433,657	76.74%	\$ 3,678,795	\$ 2,789,059	75.81%

* Excludes House File Projects & Grants

Indian Hills Community College
All Funds
Period 8

February 28, 2021

	Unrestricted General Fund 1		Restricted General Fund 2		Auxillary Fund 3		Agency Fund 4	
	FY2020	FY2021	FY2020	FY2021	FY2020	FY2021	FY2020	FY2021
	Full Year Actual	Year-to-Date Actual	Full Year Actual	Year-to-Date Actual	Full Year Actual	Year-to-Date Actual	Full Year Actual	Year-to-Date Actual
1 Opening Balance	\$ 5,082,474	\$ 5,143,867	\$ 2,489,906	\$ 3,987,820	\$ 2,629,740	\$ 2,588,165	\$ 362,521	\$ 438,365
4 Total Revenue	\$ 34,854,305	\$ 26,351,067	\$ 16,263,363	\$ 9,120,740	\$ 7,230,136	\$ 6,409,778	\$ 7,188,994	\$ 3,639,295
7 Total Expenditures	\$ 34,792,912	\$ 20,504,681	\$ 14,765,449	\$ 9,575,849	\$ 7,271,711	\$ 5,866,315	\$ 7,113,150	\$ 3,644,459
8 Closing Balance <small>[1 plus 4 minus 7]</small>	\$ 5,143,867	\$ 10,990,253	\$ 3,987,820	\$ 3,532,711	\$ 2,588,165	\$ 3,131,628	\$ 438,365	\$ 433,201

	Scholarship Fund 5		Plant Fund 7		Endowment Fund 8	
	FY2020	FY2021	FY2020	FY2021	FY2020	FY2021
	Full Year Actual	Year-to-Date Actual	Full Year Actual	Year-to-Date Actual	Full Year Actual	Year-to-Date Actual
1 Opening Balance	\$ -	\$ -	\$ 3,298,831	\$ 4,439,323	\$ 4,668,892	\$ 4,677,971
4 Total Revenue	\$ 7,022,488	\$ 4,249,728	\$ 9,545,263	\$ 1,760,552	\$ 100,837	\$ 8,796
7 Total Expenditures	\$ 7,022,488	\$ 4,419,708	\$ 8,404,771	\$ 2,921,627	\$ 91,758	\$ 1,507,917
8 Closing Balance <small>[1 plus 4 minus 7]</small>	\$ -	\$ (169,980)	\$ 4,439,323	\$ 3,278,248	\$ 4,677,971	\$ 3,178,851

www.indianhills.edu

It is the policy of Indian Hills Community College not to discriminate on the basis of race, color, national origin, sex, disability, age (employment), sexual orientation, gender identity, creed, religion, and actual or potential parental, family, or marital status in its programs, activities, or employment practices as required by the Iowa Code §§216.6 and 216.9, Titles VI and VII of the Civil Rights Act of 1964 (42 U.S.C. §§ 2000d and 2000e), the Equal Pay Act of 1973 (29 U.S.C. § 206, et seq.), Title IX (Educational Amendments, 20 U.S.C §§ 1681 – 1688), Section 504 (Rehabilitation Act of 1973, 29 U.S.C. § 794), and Title II of the Americans with Disabilities Act (42 U.S.C. § 12101, et seq.).

If you have questions or complaints related to compliance with this policy, please contact Kristen Parks, Director of Human Resources/Equity Coordinator, 525 Grandview Ave, Ottumwa, IA 52501, (641) 683-5108; Chris Bowser, Executive Dean, Student Services, (students), (641) 683-5159; Darlas Shockley, Executive Dean, Arts & Sciences (students with disabilities), (641) 683-5174; or the U.S. Department of Education, Citigroup Center, 500 W. Madison, Suite 1475, Chicago, IL 60661, phone number (312) 730-1560, fax (312) 730-1576.