



# Monthly Financial Review

**JANUARY 11, 2021**

*Life. Changing.*

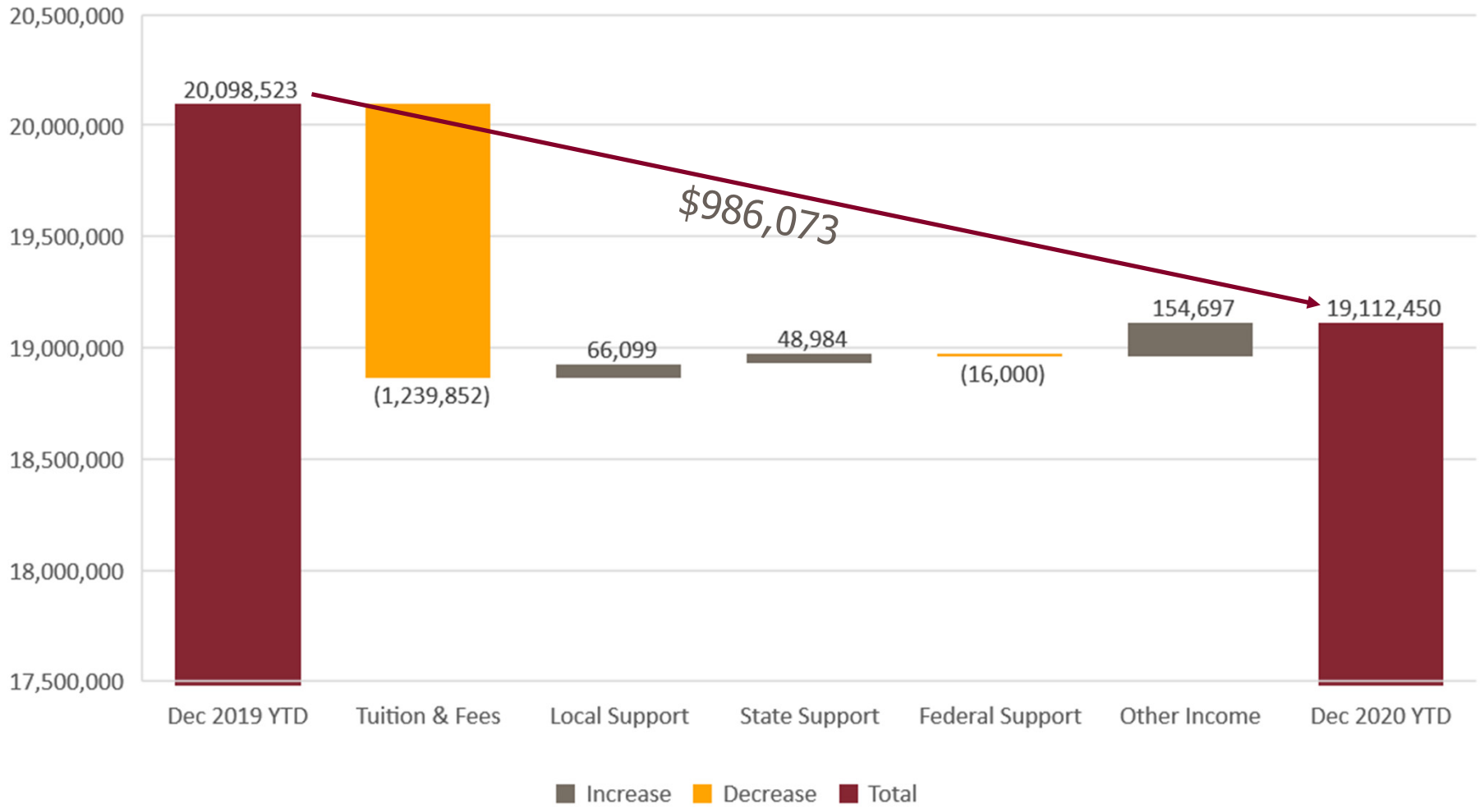
**Indian Hills Community College**  
**Funds 1 and 2\***  
**Period 6 (50%)**  
December 31, 2020

FUND 1	FY2019			FY2020			FY2021			
	Full Year Actual	Year-to-Date Actual	% of Full Year	Full Year Actual	Year-to-Date Actual	% of Full Year	Full Year Budget	Year-to-Date Actual	% of Full Year	YTD Change
<b>Revenue</b>										
1 Tuition & Fees	\$ 16,786,157	\$ 11,112,514	66.28%	\$ 15,177,973	\$ 10,430,881	68.72%	\$ 14,814,000	\$ 9,191,029	62.04%	\$ (1,239,852)
2 Local Support	1,191,060	669,437	56.21%	1,242,689	717,853	57.77%	1,330,581	783,951	58.92%	66,099
3 State Support	14,883,698	7,402,846	49.74%	15,223,892	7,602,652	49.94%	15,211,933	7,651,636	50.30%	48,984
4 Federal Support	113,219	-	0.00%	89,448	25,000	27.95%	89,200	9,000	10.09%	(16,000)
5 Other Income	3,386,613	1,175,399	34.71%	3,120,303	1,322,137	42.37%	3,272,200	1,476,834	45.13%	154,697
<b>6 Total Revenue</b>	<b>\$ 36,340,747</b>	<b>\$ 20,360,197</b>	56.03%	<b>\$ 34,854,305</b>	<b>\$ 20,098,523</b>	57.66%	<b>\$ 34,717,914</b>	<b>\$ 19,112,450</b>	55.05%	<b>\$ (986,073)</b>
<b>Expenditures</b>										
7 Salaries and Fringes	\$ 26,440,616	\$ 12,605,298	47.67%	\$ 26,077,146	\$ 12,609,125	48.35%	\$ 26,549,904	\$ 11,902,135	44.83%	\$ (706,990)
8 Services	5,636,329	2,907,538	51.59%	4,472,235	2,627,563	58.75%	4,309,000	1,936,660	44.94%	(690,903)
9 Materials and Supplies	2,372,997	1,416,380	59.69%	2,388,716	1,612,912	67.52%	2,594,400	1,271,242	49.00%	(341,669)
10 Other Current Expenses	1,879,804	91,097	4.85%	1,878,528	105,222	5.60%	1,252,000	115,911	9.26%	10,589
11 Capital Outlay (>\$5,000)	7,357	-	0.00%	26,697	9,412	35.25%	9,400	-	0.00%	(9,412)
<b>12 Total Expenditures</b>	<b>\$ 36,337,103</b>	<b>\$ 17,020,312</b>	46.84%	<b>\$ 34,843,323</b>	<b>\$ 16,964,233</b>	48.69%	<b>\$ 34,714,704</b>	<b>\$ 15,225,948</b>	43.86%	<b>\$ (1,738,285)</b>
<b>13 Net Revenue</b> [6 minus 7]	<b>\$ 3,644</b>	<b>\$ 3,339,884</b>		<b>\$ 10,982</b>	<b>\$ 3,134,290</b>		<b>\$ 3,210</b>	<b>\$ 3,886,502</b>		

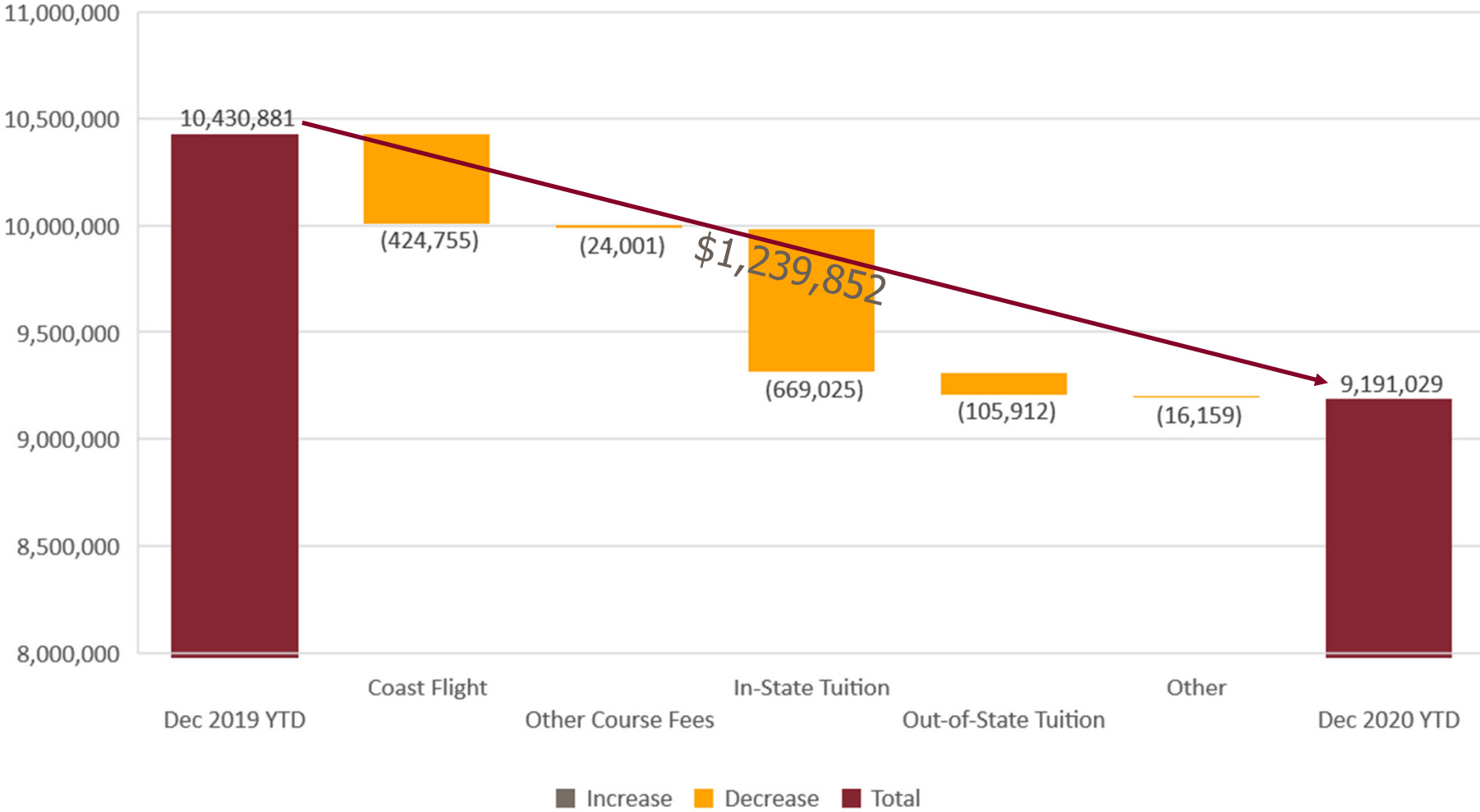
FUND 2*	FY2019			FY2020			FY2021		
	Full Year Actual	Year-to-Date Actual	% of Full Year	Full Year Actual	Year-to-Date Actual	% of Full Year	Full Year Budget	Year-to-Date Actual	% of Full Year
<b>Revenue</b>									
<b>14 Local Support and State Backfill</b>	<b>\$ 3,312,020</b>	<b>\$ 1,832,763</b>	55.34%	<b>\$ 3,658,562</b>	<b>\$ 2,083,381</b>	56.95%	<b>\$ 3,973,369</b>	<b>\$ 2,302,162</b>	57.94%
<b>Expenditures</b>									
15 Unemployment Compensation	\$ 30,207	\$ 28,882	95.61%	\$ 17,469	\$ 3,744	21.43%	\$ 85,000	\$ 1,289	1.52%
16 Workers Compensation Ins.	75,325	75,325	100.00%	69,264	69,264	100.00%	100,433	100,433	100.00%
17 Tort Liability	400,578	427,021	106.60%	450,917	450,917	100.00%	541,040	538,578	99.55%
18 Property Insurance	1,904,401	1,265,230	66.44%	1,664,098	1,314,193	78.97%	1,867,322	1,633,344	87.47%
19 Equipment Replacement	517,401	312,519	60.40%	574,274	568,806	99.05%	595,000	356,965	59.99%
20 Standby	-	-	0.00%	-	-	0.00%	-	-	0.00%
21 Incented Retirement Levy	260,894	-	0.00%	395,390	-	0.00%	490,000	-	0.00%
<b>22 Total Expenditures</b>	<b>\$ 3,188,806</b>	<b>\$ 2,108,977</b>	66.14%	<b>\$ 3,171,412</b>	<b>\$ 2,406,924</b>	75.89%	<b>\$ 3,678,795</b>	<b>\$ 2,630,609</b>	71.51%

\* Excludes House File Projects & Grants

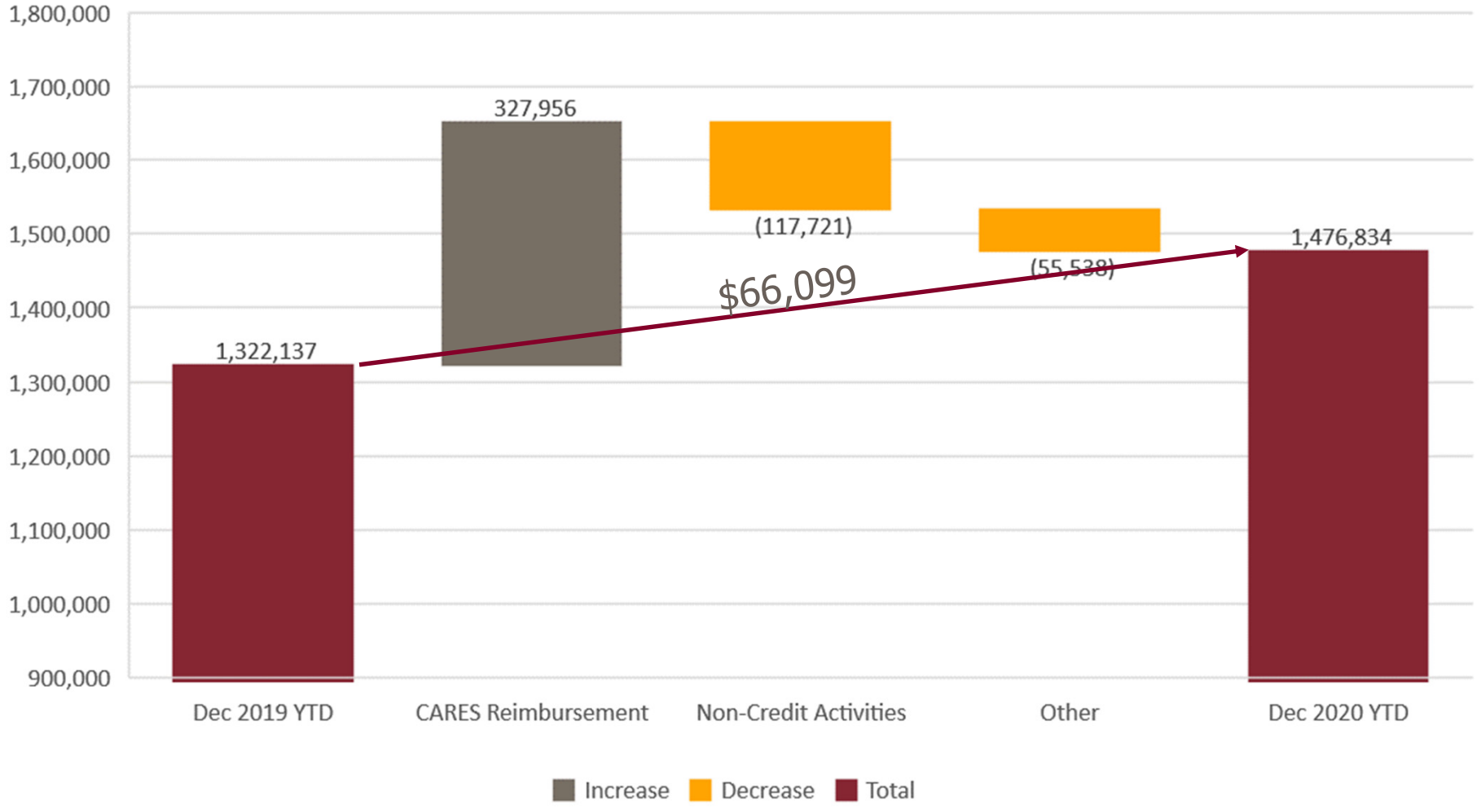
Revenue  
 FY2019 vs. FY2020  
 YTD through December 31



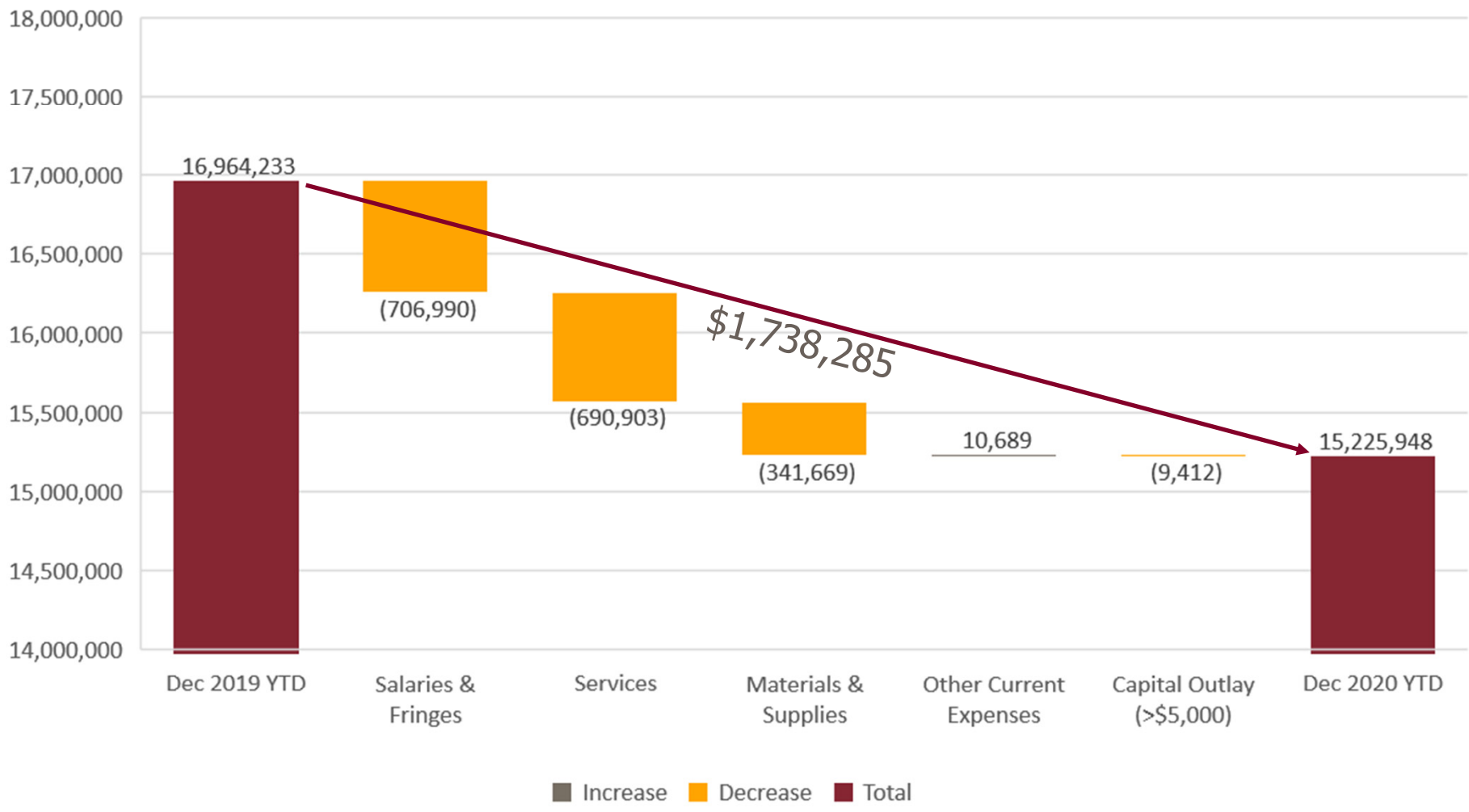
Tuition & Fees  
 FY2019 vs. FY2020  
 YTD through December 31



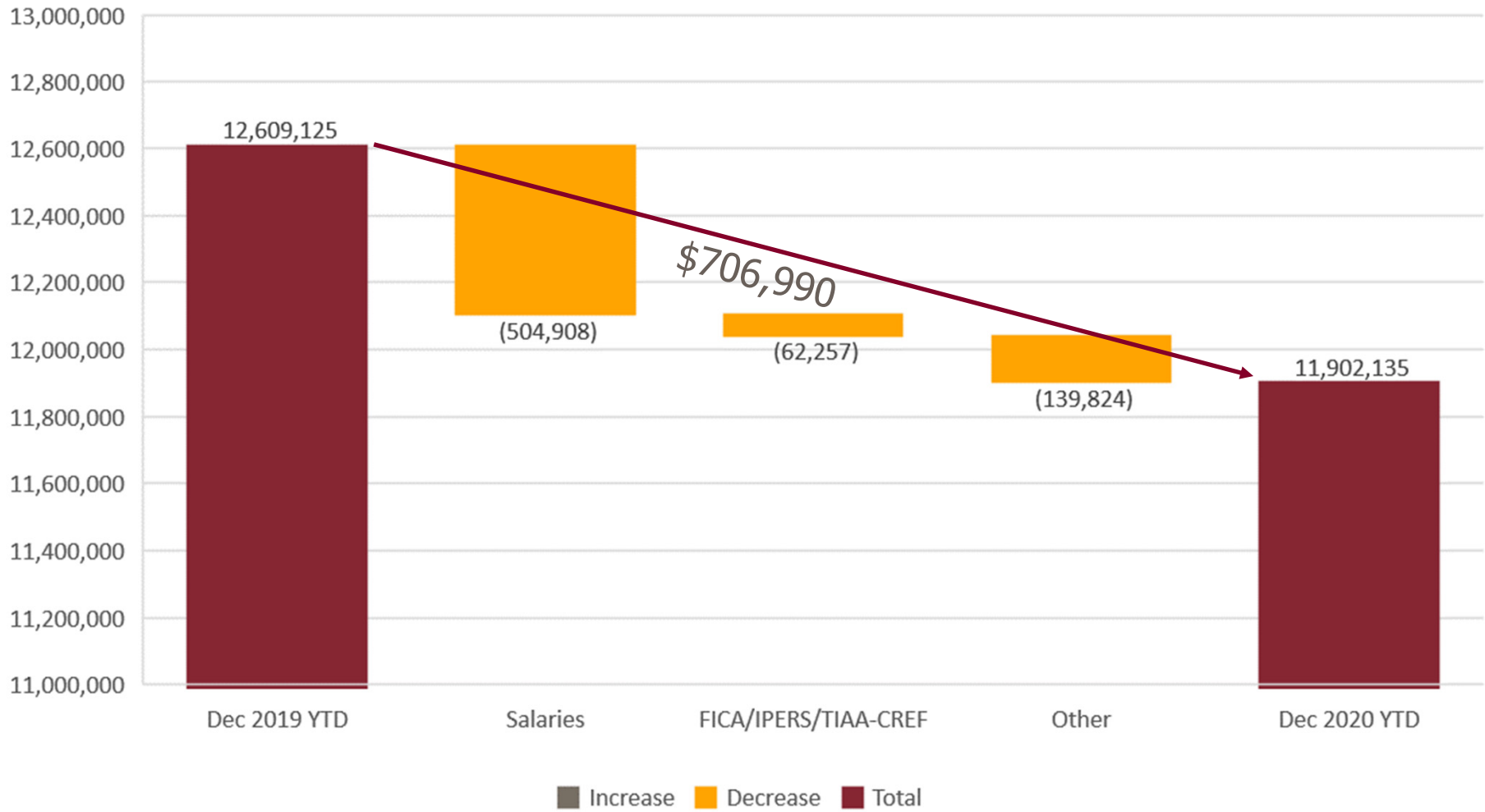
Other Income  
 FY2019 vs. FY2020  
 YTD through December 31



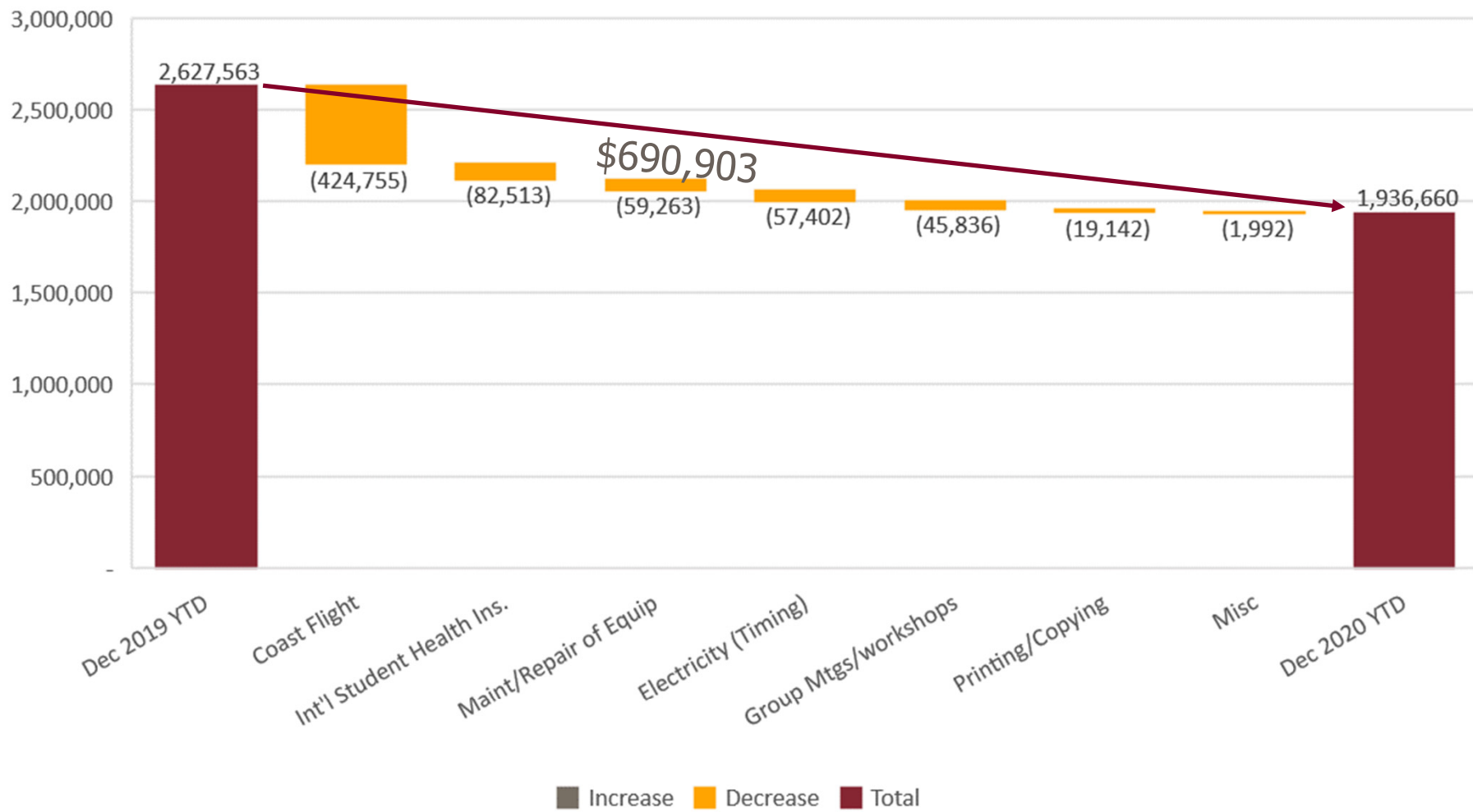
Expenses  
 FY2019 vs. FY2020  
 YTD through December 31



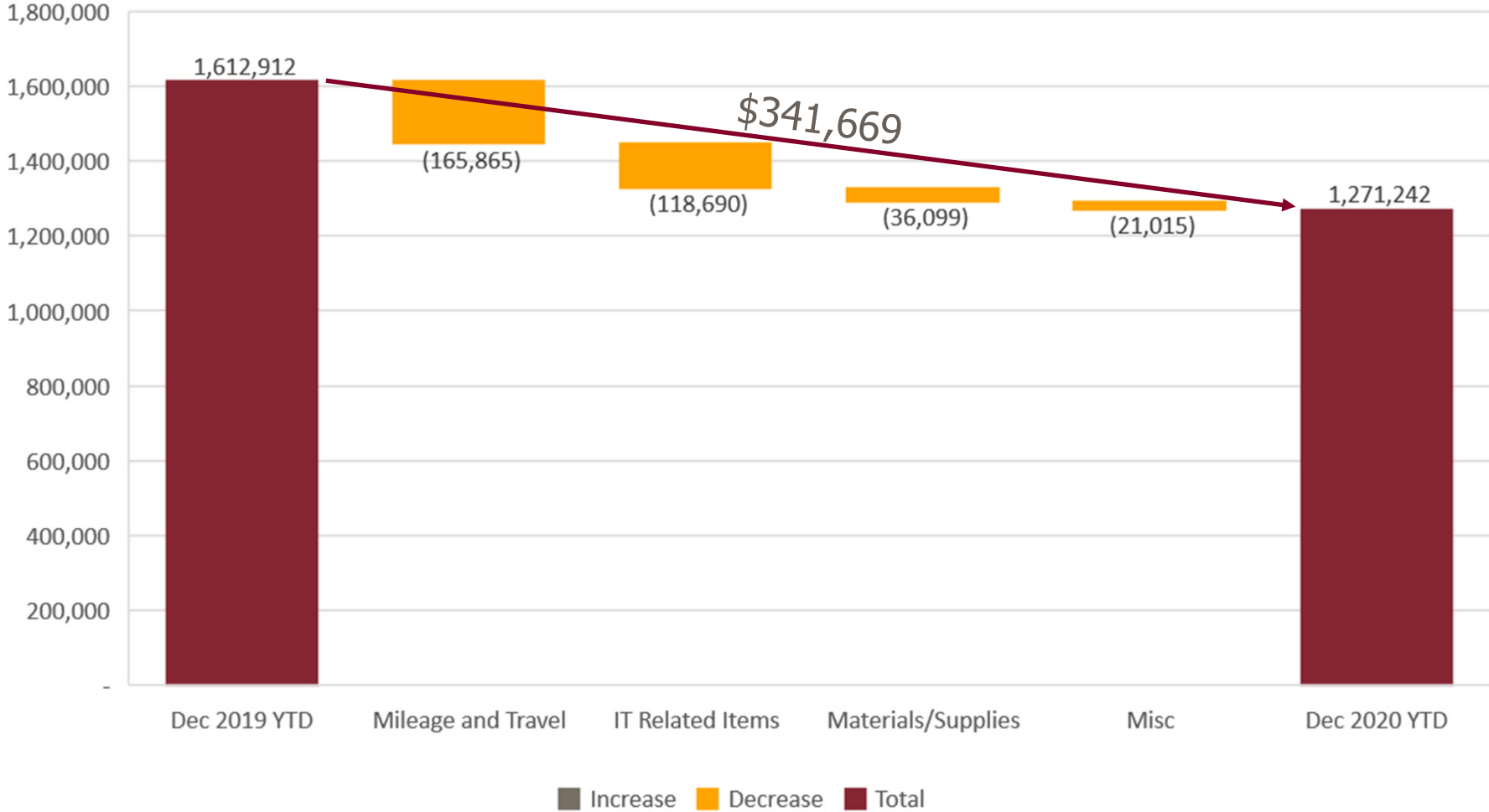
Salaries & Fringes  
 FY2019 vs. FY2020  
 YTD through December 31



Services  
 FY2019 vs. FY2020  
 YTD through December 31



Materials and Supplies  
 FY2019 vs. FY2020  
 YTD through December 31



**Indian Hills Community College**  
**All Funds**  
**Period 6**

December 31, 2020

	Unrestricted General Fund 1		Restricted General Fund 2		Auxillary Fund 3		Agency Fund 4	
	FY2020	FY2021	FY2020	FY2021	FY2020	FY2021	FY2020	FY2021
	Full Year Actual	Year-to-Date Actual	Full Year Actual	Year-to-Date Actual	Full Year Actual	Year-to-Date Actual	Full Year Actual	Year-to-Date Actual
1 Opening Balance	\$ 5,082,474	\$ 5,143,867	\$ 2,489,906	\$ 3,987,820	\$ 2,629,740	\$ 2,588,165	\$ 362,521	\$ 438,365
4 Total Revenue	\$ 34,854,305	\$ 19,112,450	\$ 16,263,363	\$ 7,201,462	\$ 7,230,136	\$ 5,231,942	\$ 7,188,994	\$ 3,170,861
7 Total Expenditures	\$ 34,843,323	\$ 15,225,948	\$ 14,763,481	\$ 7,714,561	\$ 7,278,697	\$ 4,456,528	\$ 7,113,150	\$ 3,508,523
8 Closing Balance <small>[1 plus 4 minus 7]</small>	\$ 5,093,457	\$ 9,030,369	\$ 3,989,788	\$ 3,474,721	\$ 2,581,179	\$ 3,363,579	\$ 438,365	\$ 100,703

	Scholarship Fund 5		Plant Fund 7		Endowment Fund 8	
	FY2020	FY2021	FY2020	FY2021	FY2020	FY2021
	Full Year Actual	Year-to-Date Actual	Full Year Actual	Year-to-Date Actual	Full Year Actual	Year-to-Date Actual
1 Opening Balance	\$ -	\$ -	\$ 3,298,831	\$ 4,439,323	\$ 4,668,892	\$ 4,677,971
4 Total Revenue	\$ 7,022,488	\$ 4,126,296	\$ 9,545,263	\$ 1,620,378	\$ 100,837	\$ 7,016
7 Total Expenditures	\$ 7,022,488	\$ 4,334,458	\$ 8,404,771	\$ 2,434,114	\$ 91,758	\$ 1,506,314
8 Closing Balance <small>[1 plus 4 minus 7]</small>	\$ -	\$ (208,162)	\$ 4,439,323	\$ 3,625,588	\$ 4,677,971	\$ 3,178,673

# INDIANHILLS

[www.indianhills.edu](http://www.indianhills.edu)

It is the policy of Indian Hills Community College not to discriminate on the basis of race, color, national origin, sex, disability, age (employment), sexual orientation, gender identity, creed, religion, and actual or potential parental, family, or marital status in its programs, activities, or employment practices as required by the Iowa Code §§216.6 and 216.9, Titles VI and VII of the Civil Rights Act of 1964 (42 U.S.C. §§ 2000d and 2000e), the Equal Pay Act of 1973 (29 U.S.C. § 206, et seq.), Title IX (Educational Amendments, 20 U.S.C §§ 1681 – 1688), Section 504 (Rehabilitation Act of 1973, 29 U.S.C. § 794), and Title II of the Americans with Disabilities Act (42 U.S.C. § 12101, et seq.).

If you have questions or complaints related to compliance with this policy, please contact Kristen Parks, Director of Human Resources/Equity Coordinator, 525 Grandview Ave, Ottumwa, IA 52501, (641) 683-5108; Chris Bowser, Executive Dean, Student Services, (students), (641) 683-5159; Darlas Shockley, Executive Dean, Arts & Sciences (students with disabilities), (641) 683-5174; or the U.S. Department of Education, Citigroup Center, 500 W. Madison, Suite 1475, Chicago, IL 60661, phone number (312) 730-1560, fax (312) 730-1576.