

**Indian Hills Community College**  
**Funds 1 and 2\***  
**Period 5 (42%)**

November 30, 2021

FUND 1	FY2020			FY2021			FY2022			
	Full Year Actual	Year-to-Date Actual	% of Full Year	Full Year Actual	Year-to-Date Actual	% of Full Year	Full Year Budget	Year-to-Date Actual	% of Full Year	YTD Change
<b>Revenue</b>										
1 Tuition & Fees	\$ 15,177,973	\$ 10,513,015	69.26%	\$ 13,926,553	\$ 9,354,272	67.17%	\$ 13,997,778	\$ 9,657,310	68.99%	\$ 303,038
2 Local Support	1,242,689	677,662	54.53%	1,349,759	738,366	54.70%	1,373,704	767,105	55.84%	28,739
3 State Support	15,223,892	6,337,990	41.63%	15,269,833	6,386,974	41.83%	15,681,807	6,528,599	41.63%	141,625
4 Federal Support	89,448	0	0.00%	88,998	-	0.00%	77,760	-	0.00%	-
5 Other Income	3,120,303	950,240	30.45%	4,717,645	1,406,738	29.82%	2,508,991	1,274,378	50.79%	(132,360)
<b>6 Total Revenue</b>	<b>\$ 34,854,305</b>	<b>\$ 18,478,907</b>	53.02%	<b>\$ 35,352,789</b>	<b>\$ 17,886,350</b>	50.59%	<b>\$ 33,640,040</b>	<b>\$ 18,227,392</b>	54.18%	<b>\$ 341,042</b>
<b>Expenditures</b>										
7 Salaries and Fringes	\$ 26,026,735	\$ 10,255,532	39.40%	\$ 24,901,044	\$ 9,736,178	39.10%	\$ 25,343,785	\$ 9,660,618	38.12%	\$ (75,559)
8 Services	4,472,235	2,121,289	47.43%	4,134,929	1,695,478	41.00%	4,263,565	1,894,625	44.44%	199,147
9 Materials and Supplies	2,388,716	1,494,325	62.56%	2,054,605	1,149,361	55.94%	2,176,953	1,056,825	48.55%	(92,536)
10 Other Current Expenses	1,878,528	104,605	5.57%	4,243,015	116,941	2.76%	1,822,587	102,214	5.61%	(14,728)
11 Capital Outlay (>\$5,000)	26,697	9,412	35.25%	-	-	0.00%	18,150	13,678	75.36%	13,678
<b>12 Total Expenditures</b>	<b>\$ 34,792,912</b>	<b>\$ 13,985,164</b>	40.20%	<b>\$ 35,333,593</b>	<b>\$ 12,697,958</b>	35.94%	<b>\$ 33,625,040</b>	<b>\$ 12,727,960</b>	37.85%	<b>\$ 30,001</b>
<b>13 Net Revenue</b> [6 minus 7]	<b>\$ 61,393</b>	<b>\$ 4,493,743</b>		<b>\$ 19,196</b>	<b>\$ 5,188,392</b>		<b>\$ 15,000</b>	<b>\$ 5,499,432</b>		
<b>FUND 2*</b>										
<b>Revenue</b>										
14 Local Support and State Backfill	\$ 3,658,562	\$ 1,966,600	53.75%	\$ 4,017,638	\$ 2,168,265	53.97%	\$ 4,201,535	\$ 2,343,660	55.78%	
<b>Expenditures</b>										
15 Unemployment Compensation	\$ 17,469	\$ 3,744	21.43%	\$ 6,634	\$ 1,289	19.43%	\$ 7,000	\$ 11,802	168.60%	
16 Workers Compensation Ins.	69,264	69,264	100.00%	100,433	100,433	100.00%	87,283	87,033	99.71%	
17 Tort Liability	450,917	449,987	99.79%	538,578	538,578	100.00%	511,187	510,037	99.78%	
18 Property Insurance	1,664,098	914,193	54.94%	1,964,420	1,332,329	67.82%	2,360,000	1,924,950	81.57%	
19 Equipment Replacement	574,274	568,806	99.05%	581,492	356,425	61.29%	620,535	420,484	67.76%	
20 Standby	-	-	0.00%	-	-	0.00%	-	-	0.00%	
21 Incented Retirement Levy	395,390	-	0.00%	260,453	-	0.00%	400,000	-	0.00%	
<b>22 Total Expenditures</b>	<b>\$ 3,171,412</b>	<b>\$ 2,005,994</b>	63.25%	<b>\$ 3,452,010</b>	<b>\$ 2,329,053</b>	67.47%	<b>\$ 3,986,006</b>	<b>\$ 2,954,306</b>	74.12%	

\* Excludes House File Projects & Grants

**Indian Hills Community College  
All Funds  
Period 5**

November 30, 2021

	Unrestricted General Fund 1		Restricted General Fund 2		Auxillary Fund 3		Agency Fund 4	
	FY2021	FY2022	FY2021	FY2022	FY2021	FY2022	FY2021	FY2022
	Full Year Actual	Year-to-Date Actual	Full Year Actual	Year-to-Date Actual	Full Year Actual	Year-to-Date Actual	Full Year Actual	Year-to-Date Actual
1 Opening Balance	\$ 5,143,867	\$ 5,163,063	\$ 3,987,820	\$ 4,816,197	\$ 2,588,165	\$ 3,339,223	\$ 438,365	\$ 252,952
4 Total Revenue	\$ 35,352,789	\$ 18,227,392	\$ 19,934,088	\$ 7,642,951	\$ 10,157,794	\$ 4,430,402	\$ 5,942,347	\$ 1,558,958
7 Total Expenditures	\$ 35,333,593	\$ 12,727,960	\$ 19,105,710	\$ 9,255,201	\$ 9,642,218	\$ 3,308,242	\$ 5,892,278	\$ 1,718,238
8 Closing Balance [1 plus 4 minus 7]	\$ 5,163,063	\$ 10,662,495	\$ 4,816,197	\$ 3,203,947	\$ 3,103,741	\$ 4,461,383	\$ 488,434	\$ 93,672

	Scholarship Fund 5		Plant Fund 7		Endowment Fund 8	
	FY2021	FY2022	FY2021	FY2022	FY2021	FY2022
	Full Year Actual	Year-to-Date Actual	Full Year Actual	Year-to-Date Actual	Full Year Actual	Year-to-Date Actual
1 Opening Balance	\$ -	\$ -	\$ 4,439,323	\$ 8,647,377	\$ 4,677,971	\$ 3,181,136
4 Total Revenue	\$ 7,197,514	\$ 2,236,017	\$ 9,499,266	\$ 1,615,523	\$ 45,632	\$ 5,552
7 Total Expenditures	\$ 7,197,514	\$ 2,454,956	\$ 5,291,212	\$ 1,082,372	\$ 1,542,467	\$ 4,997
8 Closing Balance [1 plus 4 minus 7]	\$ -	\$ (218,939)	\$ 8,647,377	\$ 9,180,529	\$ 3,181,136	\$ 3,181,692



# Monthly Financial Review

**DECEMBER 13, 2021**

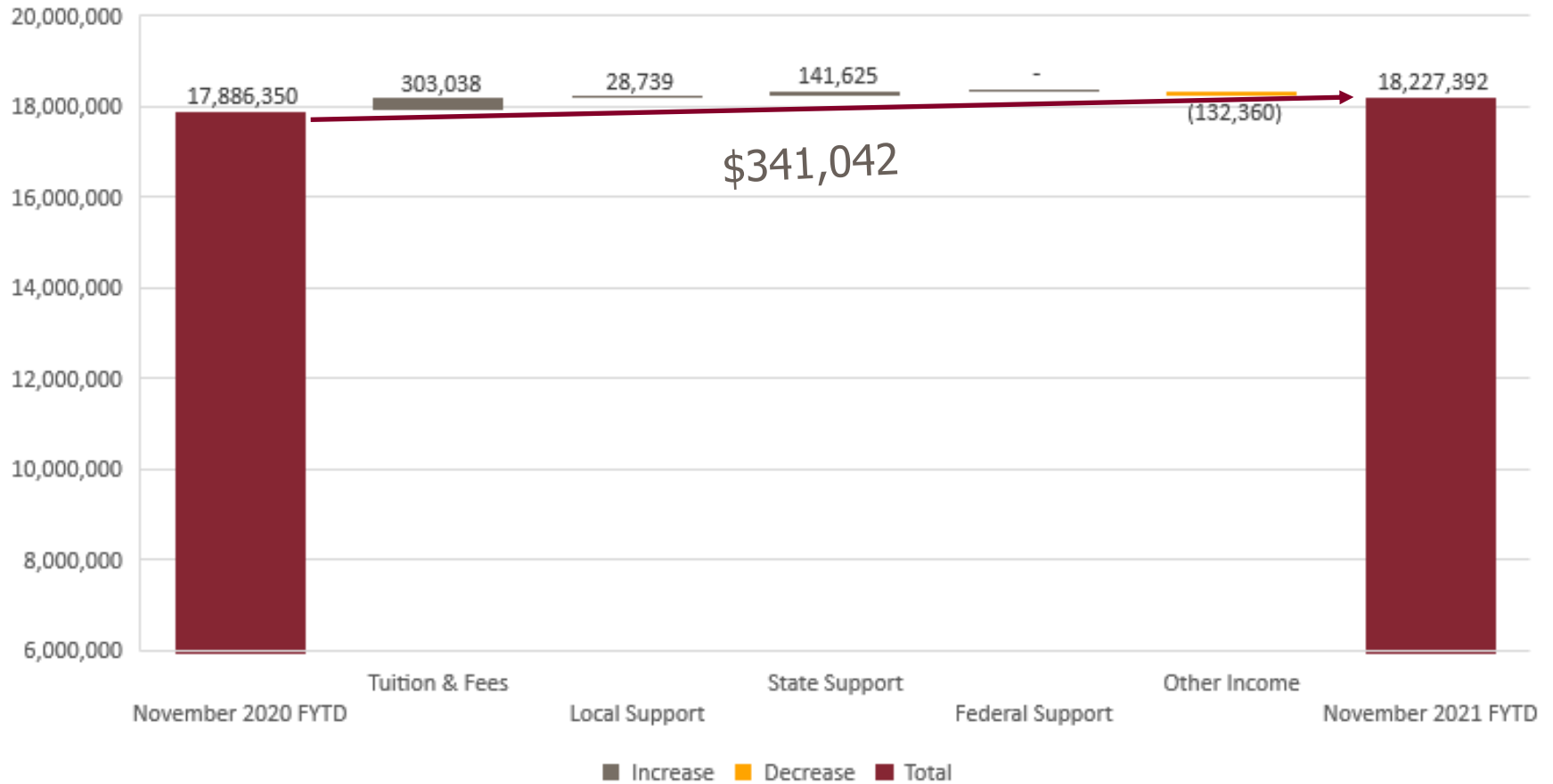
*Life. Changing.*

# Fund 1 (Unrest. General Fund)

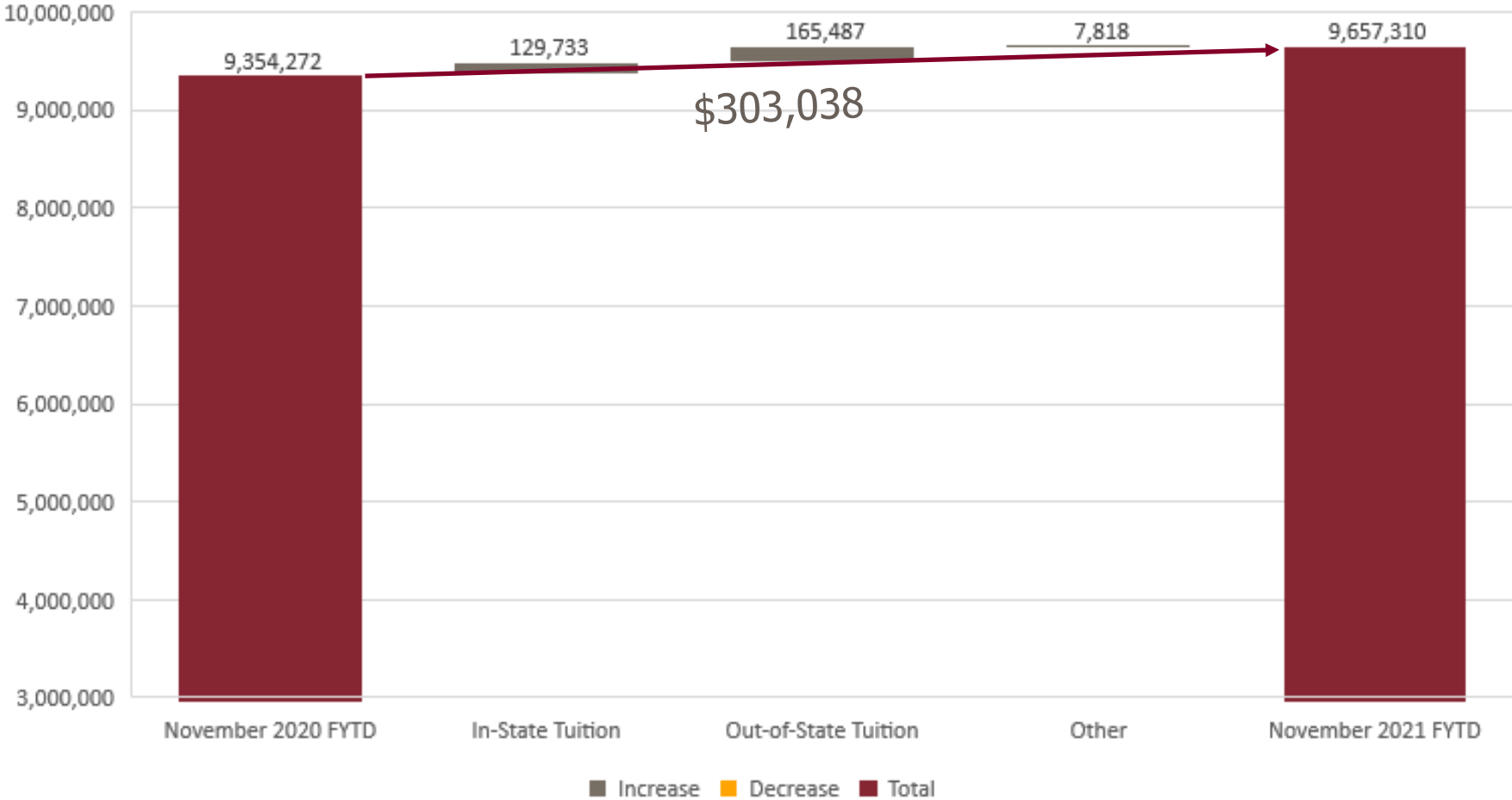
Indian Hills Community College  
Funds 1 and 2\*  
Period 5 (42%)  
November 30, 2021

FUND 1 Revenue	FY2020			FY2021			FY2022			YTD Change
	Full Year Actual	Year-to-Date Actual	% of Full Year	Full Year Actual	Year-to-Date Actual	% of Full Year	Full Year Budget	Year-to-Date Actual	% of Full Year	
1 Tuition & Fees	\$ 15,177,973	\$ 10,513,015	69.26%	\$ 13,926,553	\$ 9,354,272	67.17%	\$ 13,997,778	\$ 9,657,310	68.99%	\$ 303,038
2 Local Support	1,242,689	677,662	54.53%	1,349,759	738,366	54.70%	1,373,704	767,105	55.84%	28,739
3 State Support	15,223,892	6,337,990	41.63%	15,269,833	6,386,974	41.83%	15,681,807	6,528,599	41.63%	141,625
4 Federal Support	89,448	0	0.00%	88,998	-	0.00%	77,760	-	0.00%	-
5 Other Income	3,120,303	950,240	30.45%	4,717,645	1,406,738	29.82%	2,508,991	1,274,378	50.79%	(132,360)
<b>6 Total Revenue</b>	<b>\$ 34,854,305</b>	<b>\$ 18,478,907</b>	53.02%	<b>\$ 35,352,789</b>	<b>\$ 17,886,350</b>	50.59%	<b>\$ 33,640,040</b>	<b>\$ 18,227,392</b>	54.18%	<b>\$ 341,042</b>
<b>Expenditures</b>										
7 Salaries and Fringes	\$ 26,026,735	\$ 10,255,532	39.40%	\$ 24,901,044	\$ 9,736,178	39.10%	\$ 25,343,785	\$ 9,660,618	38.12%	\$ (75,559)
8 Services	4,472,235	2,121,289	47.43%	4,134,929	1,695,478	41.00%	4,263,565	1,894,625	44.44%	199,147
9 Materials and Supplies	2,388,716	1,494,325	62.56%	2,054,605	1,149,361	55.94%	2,176,953	1,056,825	48.55%	(92,536)
10 Other Current Expenses	1,878,528	104,605	5.57%	4,243,015	116,941	2.76%	1,822,587	102,214	5.61%	(14,728)
11 Capital Outlay (>\$5,000)	26,697	9,412	35.25%	-	-	0.00%	18,150	13,678	75.36%	13,678
<b>12 Total Expenditures</b>	<b>\$ 34,792,912</b>	<b>\$ 13,985,164</b>	40.20%	<b>\$ 35,333,593</b>	<b>\$ 12,697,958</b>	35.94%	<b>\$ 33,625,040</b>	<b>\$ 12,727,960</b>	37.85%	<b>\$ 30,001</b>
<b>13 Net Revenue</b> [6 minus 7]	<b>\$ 61,393</b>	<b>\$ 4,493,743</b>		<b>\$ 19,196</b>	<b>\$ 5,188,392</b>		<b>\$ 15,000</b>	<b>\$ 5,499,432</b>		

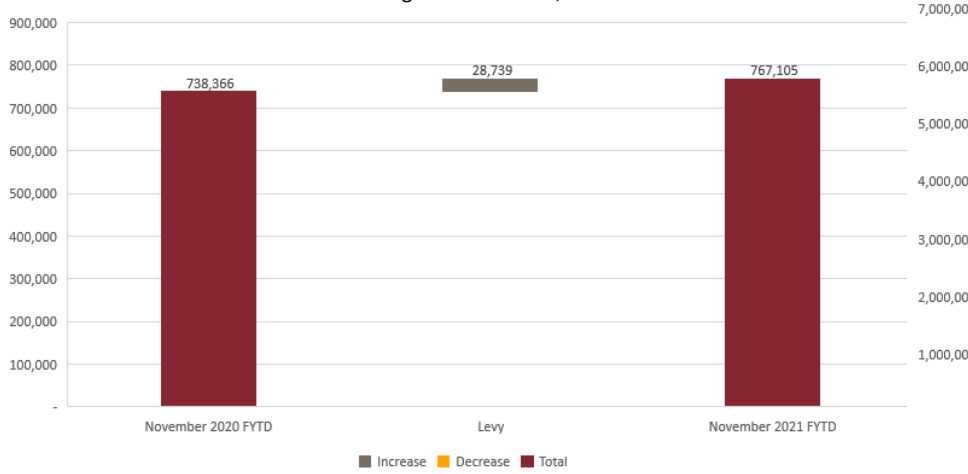
Revenue  
 FY2021 vs. FY2022  
 YTD through November 30, 2021



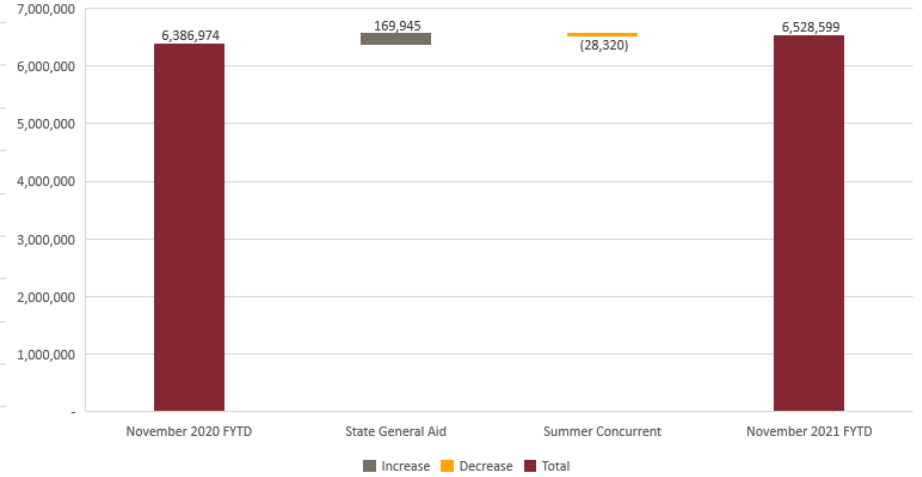
Tuition and Fees  
 FY2021 vs. FY2022  
 YTD through November 30, 2021



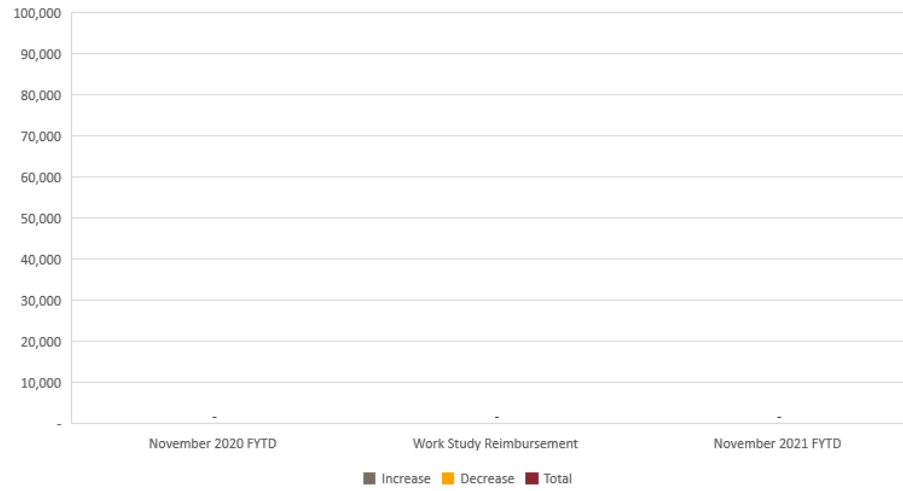
Local Support  
FY2021 vs. FY2022  
YTD through November 30, 2021



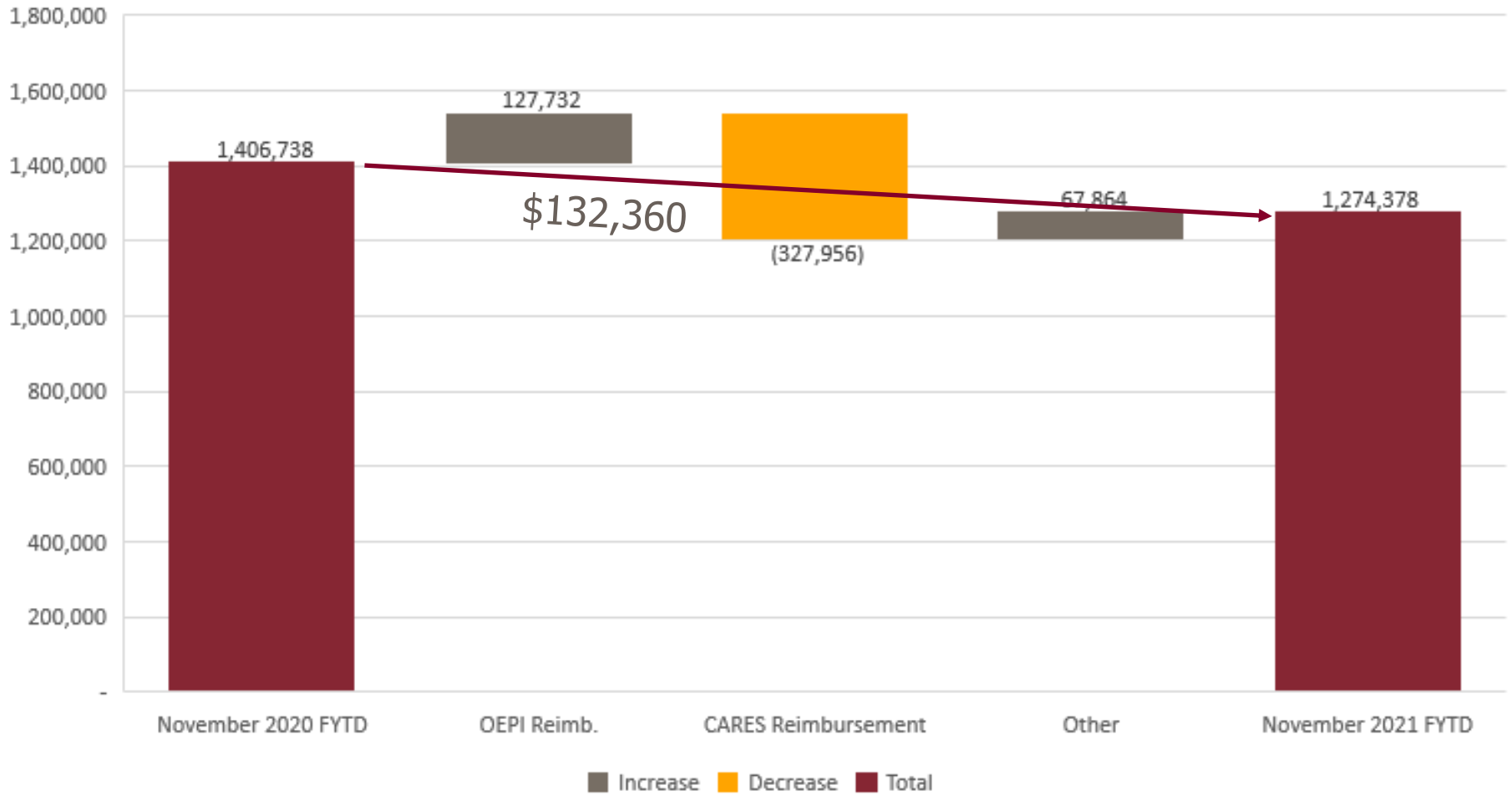
State Support  
FY2021 vs. FY2022  
YTD through November 30, 2021



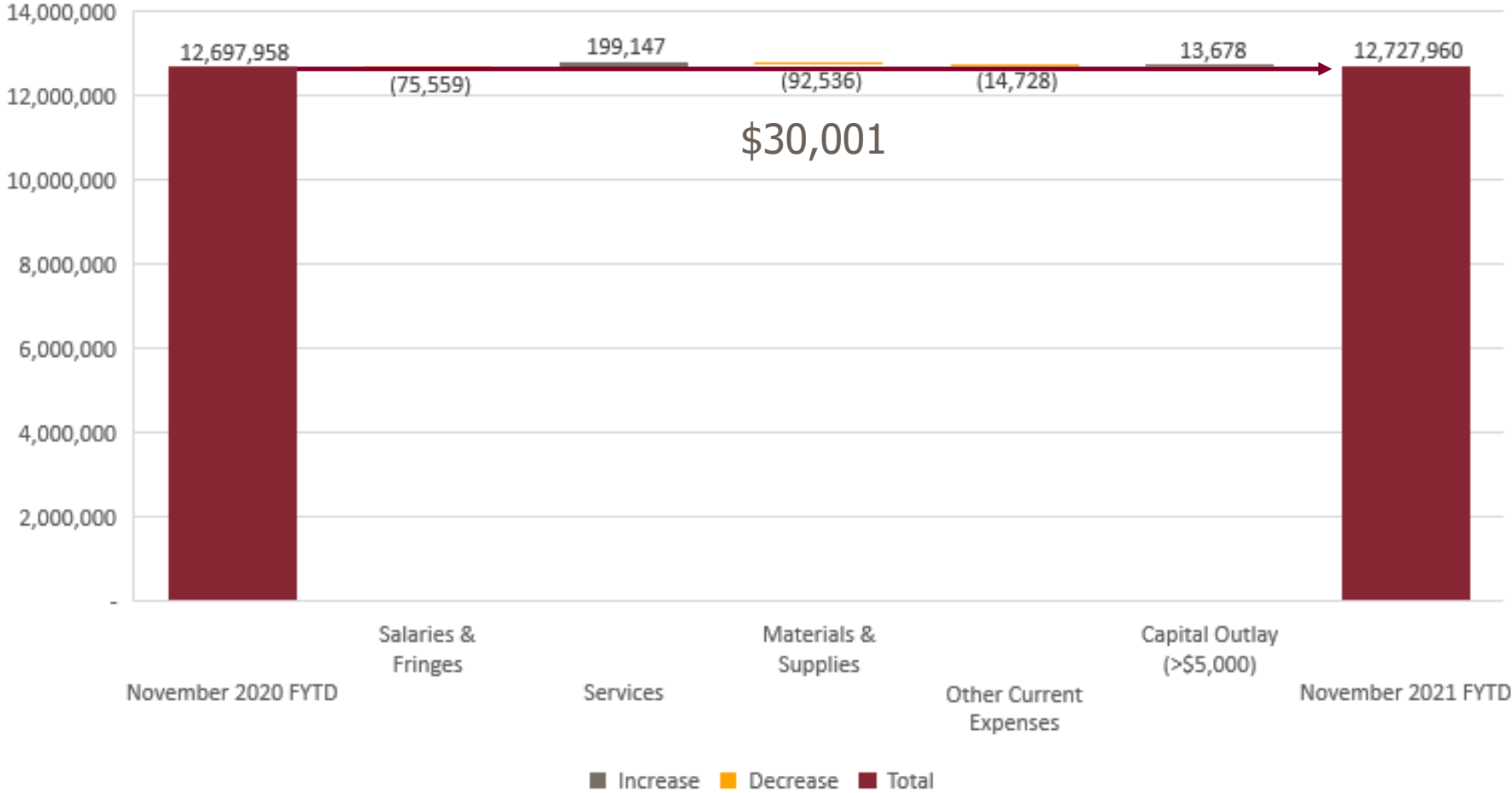
Federal Support  
FY2021 vs. FY2022  
YTD through November 30, 2021



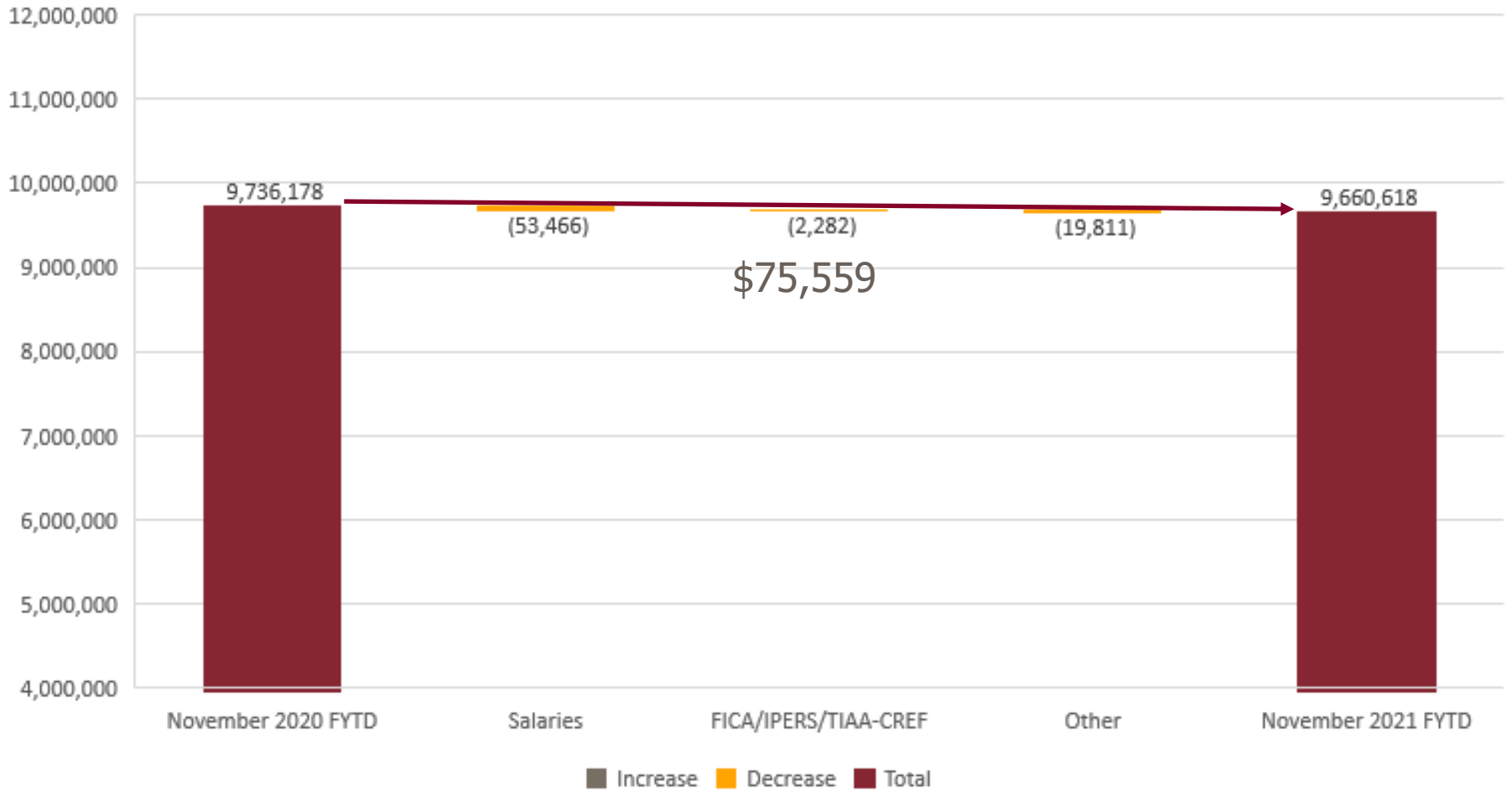
Other Income  
 FY2021 vs. FY2022  
 YTD through November 30, 2021



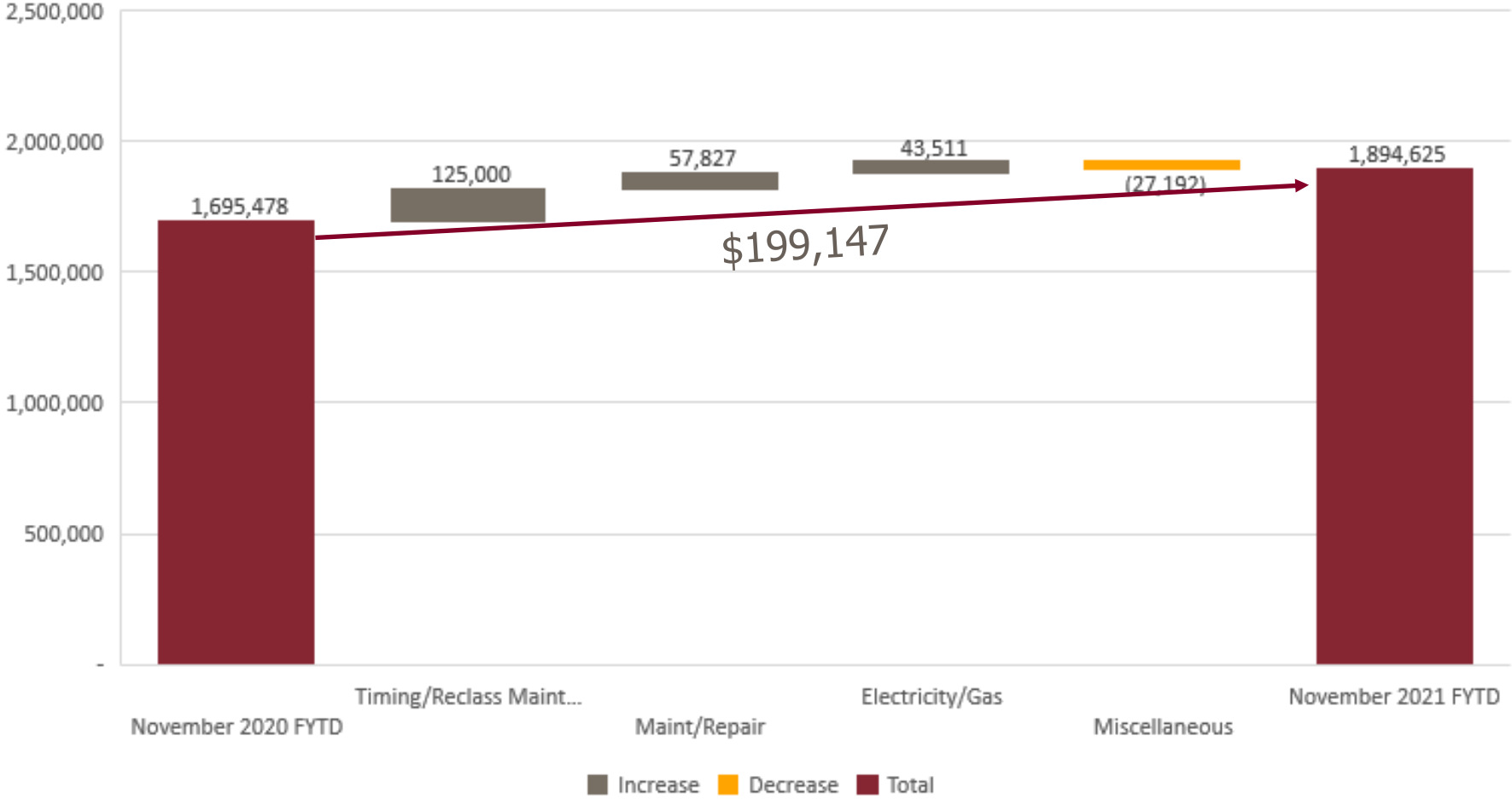
Expenses  
 FY2021 vs. FY2022  
 YTD through November 30, 2021



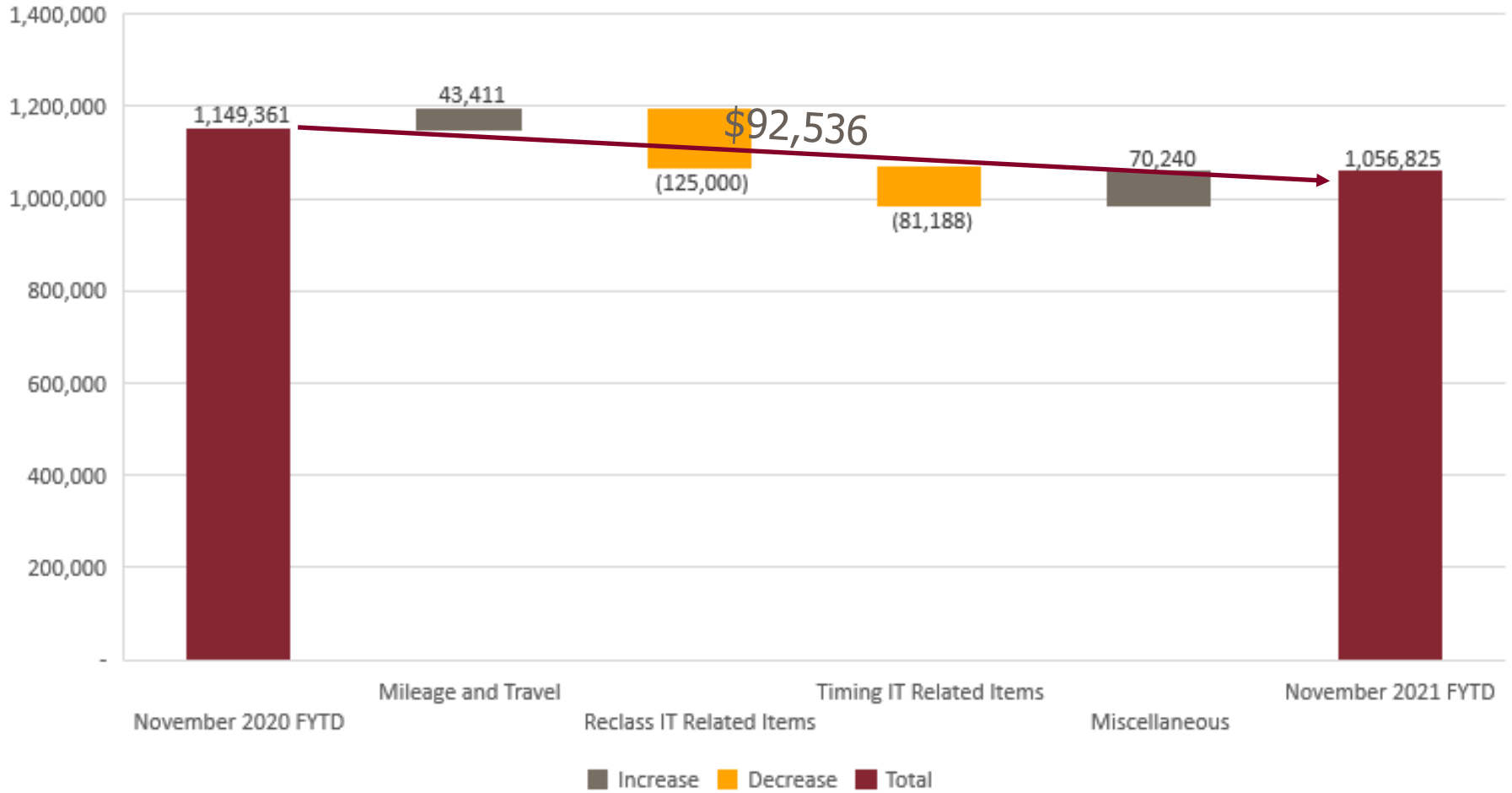
Salaries & Fringes  
 FY2021 vs. FY2022  
 YTD through November 30, 2021



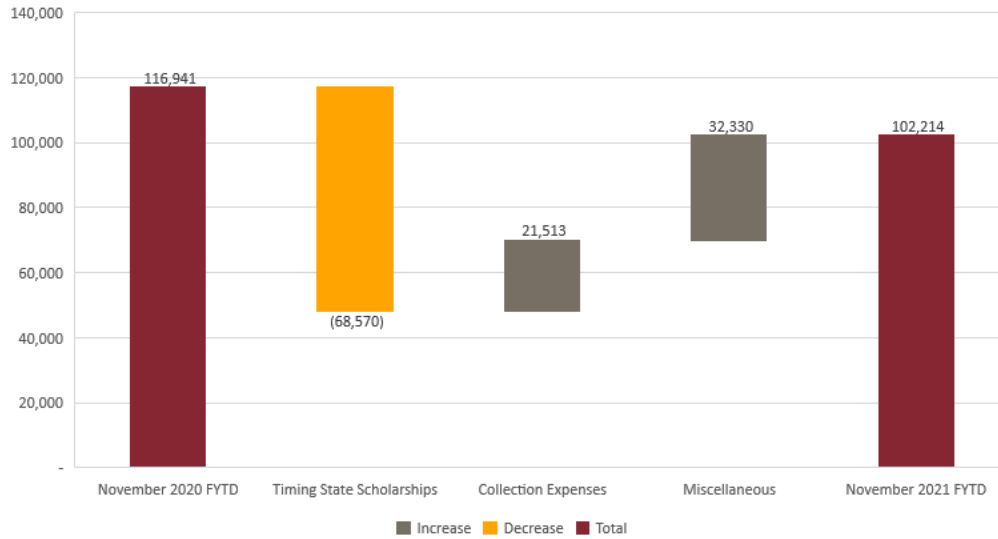
Services  
 FY2021 vs. FY2022  
 YTD through November 30, 2021



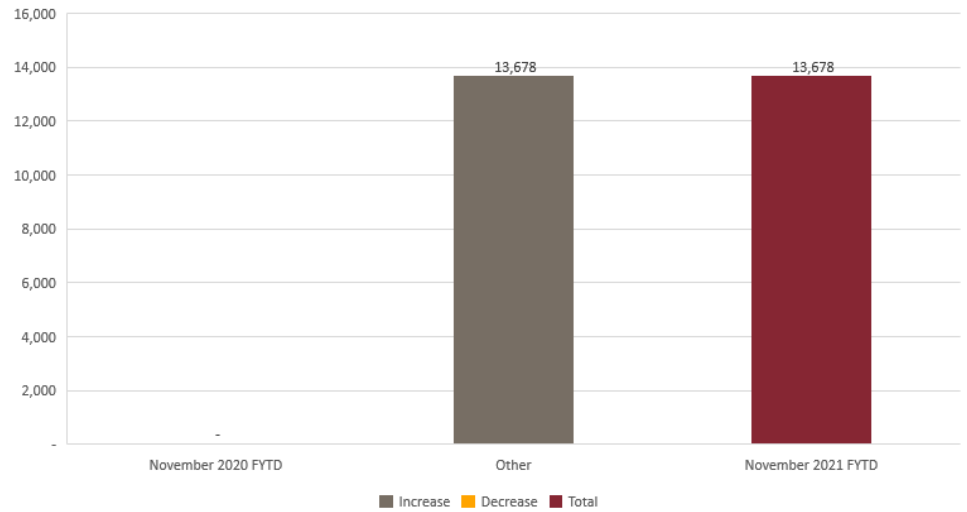
Materials & Supplies  
 FY2021 vs. FY2022  
 YTD through November 30, 2021



Other Current Expenses  
 FY2021 vs. FY2022  
 YTD through November 30, 2021



Capital Outlay (>\$5,000)  
 FY2021 vs. FY2022  
 YTD through November 30, 2021



# Fund 2 (Levy Accounts)

**Indian Hills Community College**  
**Funds 1 and 2\***  
**Period 5 (42%)**  
 November 30, 2021

FUND 2*	FY2020			FY2021			FY2022		
	Full Year Actual	Year-to-Date Actual	% of Full Year	Full Year Actual	Year-to-Date Actual	% of Full Year	Full Year Budget	Year-to-Date Actual	% of Full Year
<b>Revenue</b>									
14 Local Support and State Backfill	\$ 3,658,562	\$ 1,966,600	53.75%	\$ 4,017,638	\$ 2,168,265	53.97%	\$ 4,201,535	\$ 2,343,660	55.78%
<b>Expenditures</b>									
15 Unemployment Compensation	\$ 17,469	\$ 3,744	21.43%	\$ 6,634	\$ 1,289	19.43%	\$ 7,000	\$ 11,802	168.60%
16 Workers Compensation Ins.	69,264	69,264	100.00%	100,433	100,433	100.00%	87,283	87,033	99.71%
17 Tort Liability	450,917	449,987	99.79%	538,578	538,578	100.00%	511,187	510,037	99.78%
18 Property Insurance	1,664,098	914,193	54.94%	1,964,420	1,332,329	67.82%	2,360,000	1,924,950	81.57%
19 Equipment Replacement	574,274	568,806	99.05%	581,492	356,425	61.29%	620,535	420,484	67.76%
20 Standby	-	-	0.00%	-	-	0.00%	-	-	0.00%
21 Incented Retirement Levy	395,390	-	0.00%	260,453	-	0.00%	400,000	-	0.00%
<b>22 Total Expenditures</b>	<b>\$ 3,171,412</b>	<b>\$ 2,005,994</b>	<b>63.25%</b>	<b>\$ 3,452,010</b>	<b>\$ 2,329,053</b>	<b>67.47%</b>	<b>\$ 3,986,006</b>	<b>\$ 2,954,306</b>	<b>74.12%</b>

\* Excludes House File Projects & Grants

**Indian Hills Community College**  
**All Funds**  
**Period 5**

November 30, 2021

	Unrestricted General Fund 1		Restricted General Fund 2		Auxillary Fund 3		Agency Fund 4	
	FY2021	FY2022	FY2021	FY2022	FY2021	FY2022	FY2021	FY2022
	Full Year Actual	Year-to-Date Actual	Full Year Actual	Year-to-Date Actual	Full Year Actual	Year-to-Date Actual	Full Year Actual	Year-to-Date Actual
1 Opening Balance	\$ 5,143,867	\$ 5,163,063	\$ 3,987,820	\$ 4,816,197	\$ 2,588,165	\$ 3,339,223	\$ 438,365	\$ 252,952
4 Total Revenue	\$ 35,352,789	\$ 18,227,392	\$ 19,934,088	\$ 7,642,951	\$ 10,157,794	\$ 4,430,402	\$ 5,942,347	\$ 1,558,958
7 Total Expenditures	\$ 35,333,593	\$ 12,727,960	\$ 19,105,710	\$ 9,255,201	\$ 9,642,218	\$ 3,308,242	\$ 5,892,278	\$ 1,718,238
8 Closing Balance [1 plus 4 minus 7]	\$ 5,163,063	\$ 10,662,495	\$ 4,816,197	\$ 3,203,947	\$ 3,103,741	\$ 4,461,383	\$ 488,434	\$ 93,672

	Scholarship Fund 5		Plant Fund 7		Endowment Fund 8	
	FY2021	FY2022	FY2021	FY2022	FY2021	FY2022
	Full Year Actual	Year-to-Date Actual	Full Year Actual	Year-to-Date Actual	Full Year Actual	Year-to-Date Actual
1 Opening Balance	\$ -	\$ -	\$ 4,439,323	\$ 8,647,377	\$ 4,677,971	\$ 3,181,136
4 Total Revenue	\$ 7,197,514	\$ 2,236,017	\$ 9,499,266	\$ 1,615,523	\$ 45,632	\$ 5,552
7 Total Expenditures	\$ 7,197,514	\$ 2,454,956	\$ 5,291,212	\$ 1,082,372	\$ 1,542,467	\$ 4,997
8 Closing Balance [1 plus 4 minus 7]	\$ -	\$ (218,939)	\$ 8,647,377	\$ 9,180,529	\$ 3,181,136	\$ 3,181,692

[www.indianhills.edu](http://www.indianhills.edu)

It is the policy of Indian Hills Community College not to discriminate on the basis of race, color, national origin, sex, disability, age (employment), sexual orientation, gender identity, creed, religion, and actual or potential parental, family, or marital status in its programs, activities, or employment practices as required by the Iowa Code §§216.6 and 216.9, Titles VI and VII of the Civil Rights Act of 1964 (42 U.S.C. §§ 2000d and 2000e), the Equal Pay Act of 1973 (29 U.S.C. § 206, et seq.), Title IX (Educational Amendments, 20 U.S.C §§ 1681 – 1688), Section 504 (Rehabilitation Act of 1973, 29 U.S.C. § 794), and Title II of the Americans with Disabilities Act (42 U.S.C. § 12101, et seq.).

If you have questions or complaints related to compliance with this policy, please contact Kristen Parks, Director of Human Resources/Equity Coordinator, 525 Grandview Ave, Ottumwa, IA 52501, (641) 683-5108; Chris Bowser, Executive Dean, Student Services, (students), (641) 683-5159; Darlas Shockley, Executive Dean, Arts & Sciences (students with disabilities), (641) 683-5174; or the U.S. Department of Education, Citigroup Center, 500 W. Madison, Suite 1475, Chicago, IL 60661, phone number (312) 730-1560, fax (312) 730-1576.