

**Indian Hills Community College**  
**Funds 1 and 2\***  
**Period 9 (75%)**  
 March 31, 2021

FUND 1	FY2019			FY2020			FY2021			
	Full Year Actual	Year-to-Date Actual	% of Full Year	Full Year Actual	Year-to-Date Actual	% of Full Year	Full Year Budget	Year-to-Date Actual	% of Full Year	YTD Change
<b>Revenue</b>										
1 Tuition & Fees	\$ 16,766,157	\$ 16,254,022	96.95%	\$ 15,177,973	\$ 14,943,629	98.46%	\$ 14,814,000	\$ 13,478,753	90.99%	\$ (1,464,876)
2 Local Support	1,191,060	716,813	60.18%	1,242,689	774,320	62.31%	1,330,581	852,058	64.04%	77,738
3 State Support	14,883,698	11,122,525	74.73%	15,223,892	11,412,638	74.97%	15,211,933	11,445,622	75.24%	32,984
4 Federal Support	113,219	30,000	26.50%	89,448	44,000	49.19%	89,200	21,500	24.10%	(22,500)
5 Other Income	3,386,613	2,134,573	63.03%	3,120,303	1,942,754	62.26%	3,272,200	2,046,771	62.55%	104,017
<b>6 Total Revenue</b>	<b>\$ 36,340,747</b>	<b>\$ 30,257,932</b>	83.26%	<b>\$ 34,854,305</b>	<b>\$ 29,117,341</b>	83.54%	<b>\$ 34,717,914</b>	<b>\$ 27,844,704</b>	80.20%	<b>\$ (1,272,637)</b>
<b>Expenditures</b>										
7 Salaries and Fringes	\$ 26,440,616	\$ 19,454,258	73.58%	\$ 26,026,735	\$ 19,403,265	74.55%	\$ 26,549,904	\$ 18,353,481	69.13%	\$ (1,049,783)
8 Services	5,636,329	4,371,813	77.56%	4,472,235	3,555,709	79.51%	4,309,000	3,102,480	72.00%	(453,229)
9 Materials and Supplies	2,372,997	1,874,577	79.00%	2,388,716	2,077,182	86.96%	2,594,400	1,645,615	63.43%	(431,567)
10 Other Current Expenses	1,879,804	155,374	8.27%	1,878,528	151,894	8.09%	1,252,000	140,978	11.26%	(10,916)
11 Capital Outlay (>\$5,000)	7,357	-	0.00%	26,697	9,412	35.25%	9,400	-	0.00%	(9,412)
<b>12 Total Expenditures</b>	<b>\$ 36,337,103</b>	<b>\$ 25,856,022</b>	71.16%	<b>\$ 34,792,912</b>	<b>\$ 25,197,462</b>	72.42%	<b>\$ 34,714,704</b>	<b>\$ 23,242,554</b>	66.95%	<b>\$ (1,954,907)</b>
<b>13 Net Revenue</b> [6 minus 7]	<b>\$ 3,644</b>	<b>\$ 4,401,910</b>		<b>\$ 61,393</b>	<b>\$ 3,919,879</b>		<b>\$ 3,210</b>	<b>\$ 4,602,149</b>		

FUND 2*	FY2019			FY2020			FY2021		
	Full Year Actual	Year-to-Date Actual	% of Full Year	Full Year Actual	Year-to-Date Actual	% of Full Year	Full Year Budget	Year-to-Date Actual	% of Full Year
<b>Revenue</b>									
<b>14 Local Support and State Backfill</b>	<b>\$ 3,312,020</b>	<b>\$ 1,962,466</b>	59.25%	<b>\$ 3,658,562</b>	<b>\$ 2,247,455</b>	61.43%	<b>\$ 3,973,369</b>	<b>\$ 2,502,208</b>	62.97%
<b>Expenditures</b>									
15 Unemployment Compensation	\$ 30,207	\$ 56,390	186.68%	\$ 17,469	\$ 9,871	56.51%	\$ 85,000	\$ 2,974	3.50%
16 Workers Compensation Ins.	75,325	75,325	100.00%	69,264	69,264	100.00%	100,433	100,433	100.00%
17 Tort Liability	400,578	427,941	106.83%	450,917	450,917	100.00%	541,040	538,578	99.55%
18 Property Insurance	1,904,401	1,553,488	81.57%	1,664,098	1,675,047	100.66%	1,867,322	1,964,871	105.22%
19 Equipment Replacement	517,401	454,783	87.90%	574,274	575,664	100.24%	595,000	544,250	91.47%
20 Standby	-	-	0.00%	-	-	0.00%	-	-	0.00%
21 Incented Retirement Levy	260,894	-	0.00%	395,390	-	0.00%	490,000	-	0.00%
<b>22 Total Expenditures</b>	<b>\$ 3,188,806</b>	<b>\$ 2,567,927</b>	80.53%	<b>\$ 3,171,412</b>	<b>\$ 2,780,764</b>	87.68%	<b>\$ 3,678,795</b>	<b>\$ 3,151,106</b>	85.66%

\* Excludes House File Projects & Grants

## Indian Hills Community College

### All Funds

### Period 9

March 31, 2021

	Unrestricted General Fund 1		Restricted General Fund 2		Auxillary Fund 3		Agency Fund 4	
	FY2020	FY2021	FY2020	FY2021	FY2020	FY2021	FY2020	FY2021
	Full Year Actual	Year-to-Date Actual	Full Year Actual	Year-to-Date Actual	Full Year Actual	Year-to-Date Actual	Full Year Actual	Year-to-Date Actual
1 Opening Balance	\$ 5,082,474	\$ 5,143,867	\$ 2,489,906	\$ 3,987,820	\$ 2,629,740	\$ 2,588,165	\$ 362,521	\$ 438,365
4 Total Revenue	<u>\$ 34,854,305</u>	<u>\$ 27,844,704</u>	<u>\$ 16,263,363</u>	<u>\$ 10,371,796</u>	<u>\$ 7,230,136</u>	<u>\$ 6,743,600</u>	<u>\$ 7,188,994</u>	<u>\$ 5,091,957</u>
7 Total Expenditures	<u>\$ 34,792,912</u>	<u>\$ 23,242,554</u>	<u>\$ 14,765,449</u>	<u>\$ 11,091,137</u>	<u>\$ 7,271,711</u>	<u>\$ 6,462,859</u>	<u>\$ 7,113,150</u>	<u>\$ 5,169,375</u>
8 Closing Balance <small>[1 plus 4 minus 7]</small>	<u><u>\$ 5,143,867</u></u>	<u><u>\$ 9,746,017</u></u>	<u><u>\$ 3,987,820</u></u>	<u><u>\$ 3,268,478</u></u>	<u><u>\$ 2,588,165</u></u>	<u><u>\$ 2,868,906</u></u>	<u><u>\$ 438,365</u></u>	<u><u>\$ 360,947</u></u>

	Scholarship Fund 5		Plant Fund 7		Endowment Fund 8	
	FY2020	FY2021	FY2020	FY2021	FY2020	FY2021
	Full Year Actual	Year-to-Date Actual	Full Year Actual	Year-to-Date Actual	Full Year Actual	Year-to-Date Actual
1 Opening Balance	\$ -	\$ -	\$ 3,298,831	\$ 4,439,323	\$ 4,668,892	\$ 4,677,971
4 Total Revenue	<u>\$ 7,022,488</u>	<u>\$ 5,904,578</u>	<u>\$ 9,545,263</u>	<u>\$ 3,666,218</u>	<u>\$ 100,837</u>	<u>\$ 35,190</u>
7 Total Expenditures	<u>\$ 7,022,488</u>	<u>\$ 6,282,680</u>	<u>\$ 8,404,771</u>	<u>\$ 3,129,786</u>	<u>\$ 91,758</u>	<u>\$ 1,531,671</u>
8 Closing Balance <small>[1 plus 4 minus 7]</small>	<u><u>\$ -</u></u>	<u><u>\$ (378,102)</u></u>	<u><u>\$ 4,439,323</u></u>	<u><u>\$ 4,975,755</u></u>	<u><u>\$ 4,677,971</u></u>	<u><u>\$ 3,181,490</u></u>



# Monthly Financial Review

**APRIL 12, 2021**

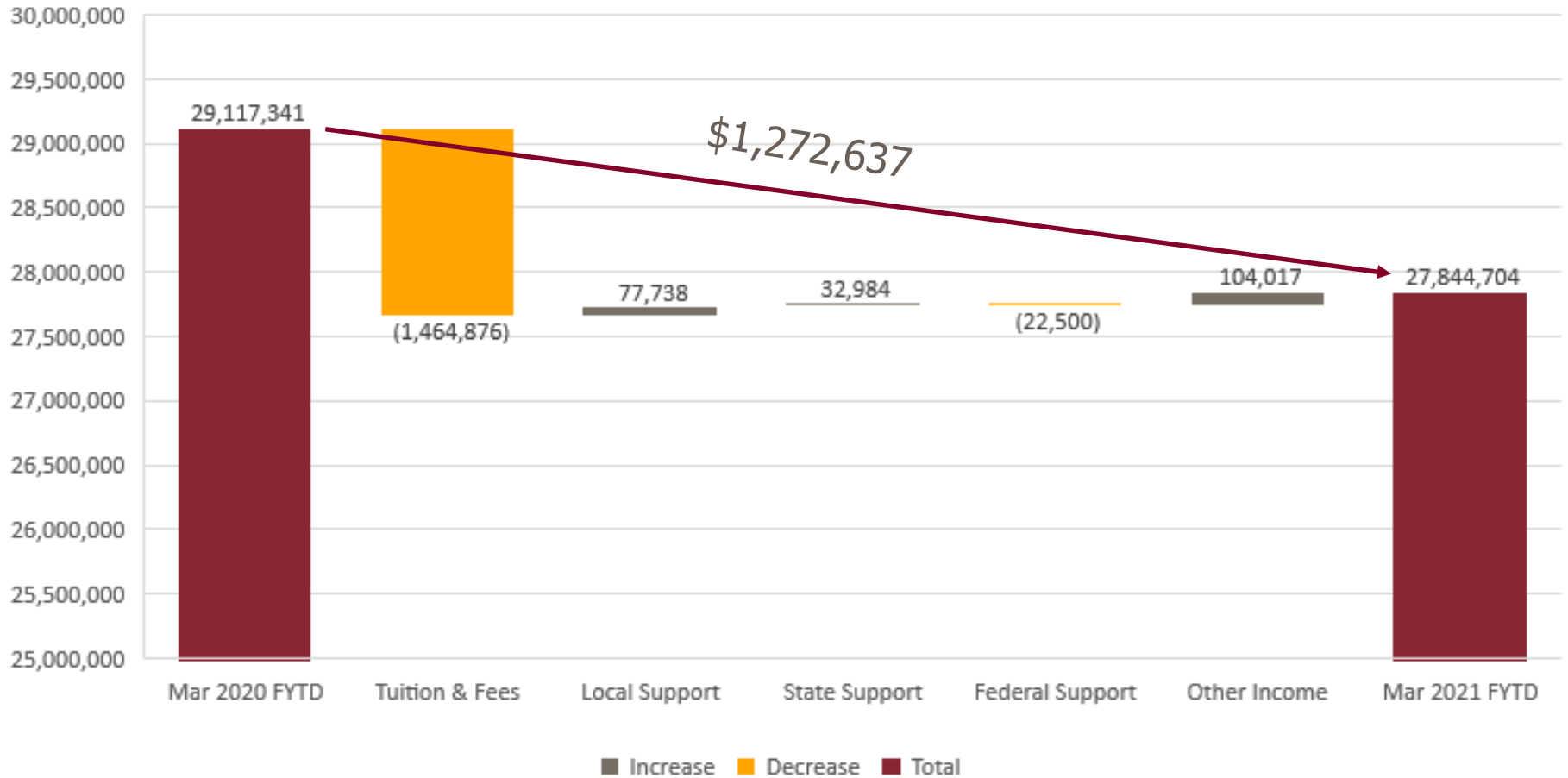
*Life. Changing.*

# Fund 1 (Unrest. General Fund)

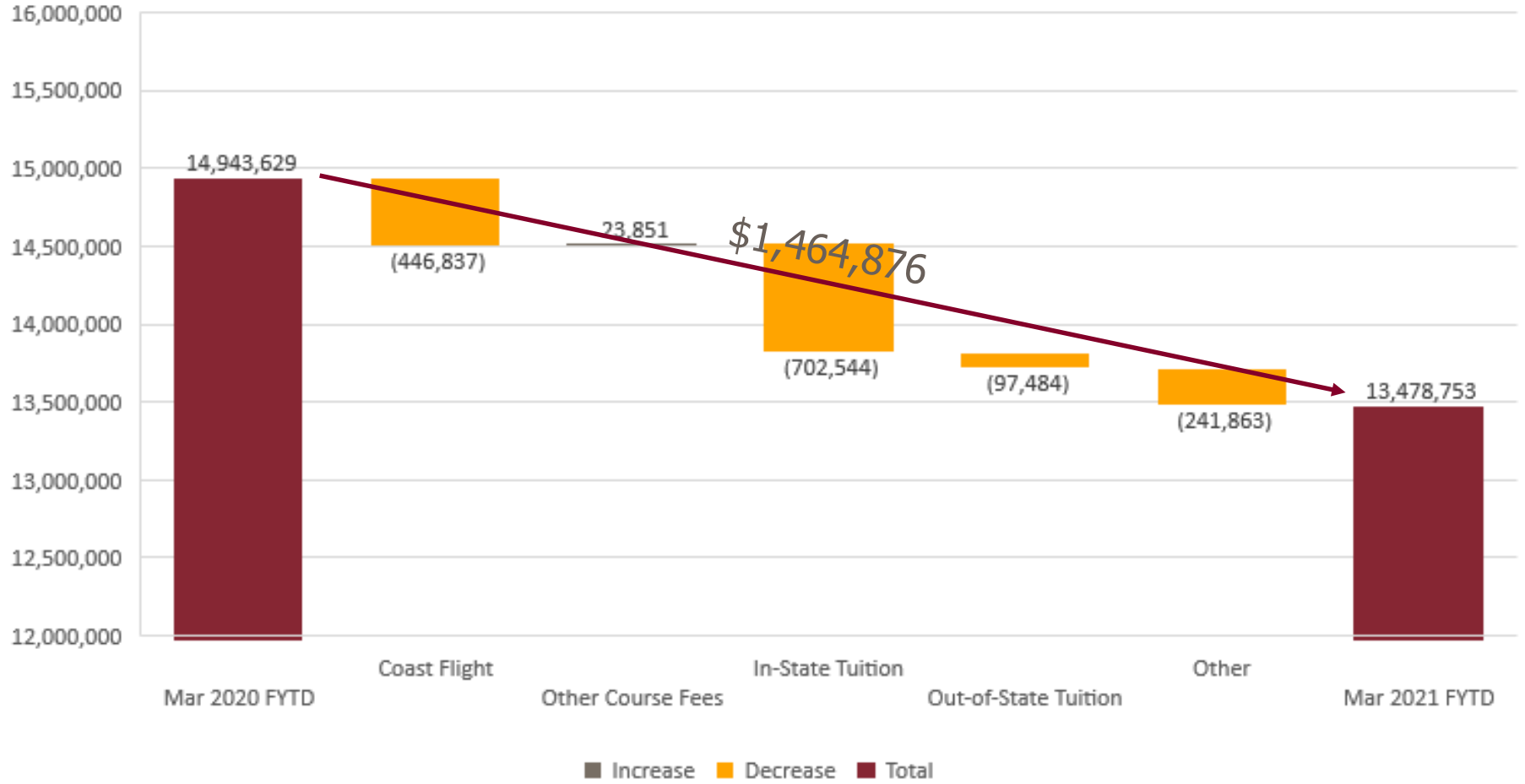
**Indian Hills Community College**  
**Funds 1 and 2\***  
**Period 9 (75%)**  
 March 31, 2021

FUND 1	FY2019			FY2020			FY2021			
	Full Year Actual	Year-to-Date Actual	% of Full Year	Full Year Actual	Year-to-Date Actual	% of Full Year	Full Year Budget	Year-to-Date Actual	% of Full Year	YTD Change
<b>Revenue</b>										
1 Tuition & Fees	\$ 16,766,157	\$ 16,254,022	96.95%	\$ 15,177,973	\$ 14,943,629	98.46%	\$ 14,814,000	\$ 13,478,753	90.99%	\$ (1,464,876)
2 Local Support	1,191,060	716,813	60.18%	1,242,689	774,320	62.31%	1,330,581	852,058	64.04%	77,738
3 State Support	14,883,698	11,122,525	74.73%	15,223,892	11,412,638	74.97%	15,211,933	11,445,622	75.24%	32,984
4 Federal Support	113,219	30,000	26.50%	89,448	44,000	49.19%	89,200	21,500	24.10%	(22,500)
5 Other Income	3,386,613	2,134,573	63.03%	3,120,303	1,942,754	62.26%	3,272,200	2,046,771	62.55%	104,017
<b>6 Total Revenue</b>	<b>\$ 36,340,747</b>	<b>\$ 30,257,932</b>	83.26%	<b>\$ 34,854,305</b>	<b>\$ 29,117,341</b>	83.54%	<b>\$ 34,717,914</b>	<b>\$ 27,844,704</b>	80.20%	<b>\$ (1,272,637)</b>
<b>Expenditures</b>										
7 Salaries and Fringes	\$ 26,440,616	\$ 19,454,258	73.58%	\$ 26,026,735	\$ 19,403,265	74.55%	\$ 26,549,904	\$ 18,353,481	69.13%	\$ (1,049,783)
8 Services	5,636,329	4,371,813	77.56%	4,472,235	3,555,709	79.51%	4,309,000	3,102,480	72.00%	(453,229)
9 Materials and Supplies	2,372,997	1,874,577	79.00%	2,388,716	2,077,182	86.96%	2,594,400	1,645,615	63.43%	(431,567)
10 Other Current Expenses	1,879,804	155,374	8.27%	1,878,528	151,894	8.09%	1,252,000	140,978	11.26%	(10,916)
11 Capital Outlay (>\$5,000)	7,357	-	0.00%	26,697	9,412	35.25%	9,400	-	0.00%	(9,412)
<b>12 Total Expenditures</b>	<b>\$ 36,337,103</b>	<b>\$ 25,856,022</b>	71.16%	<b>\$ 34,792,912</b>	<b>\$ 25,197,462</b>	72.42%	<b>\$ 34,714,704</b>	<b>\$ 23,242,554</b>	66.95%	<b>\$ (1,954,907)</b>
<b>13 Net Revenue</b> [6 minus 7]	<b>\$ 3,644</b>	<b>\$ 4,401,910</b>		<b>\$ 61,393</b>	<b>\$ 3,919,879</b>		<b>\$ 3,210</b>	<b>\$ 4,602,149</b>		

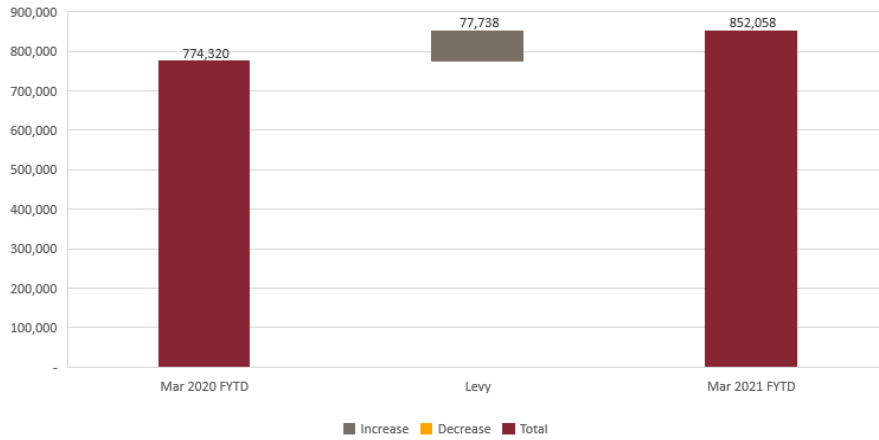
Revenue  
 FY2020 vs. FY2021  
 YTD through March 31



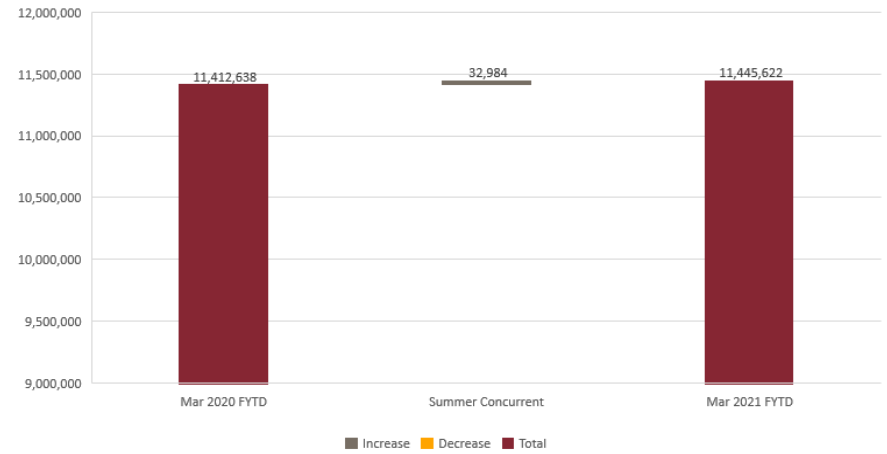
Tuition and Fees  
 FY2020 vs. FY2021  
 YTD through March 31



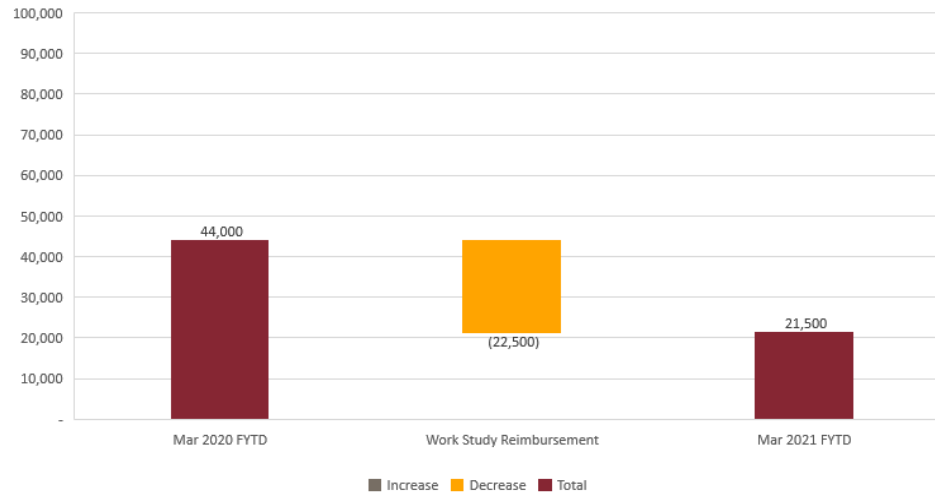
Local Support  
FY2020 vs. FY2021  
YTD through March 31



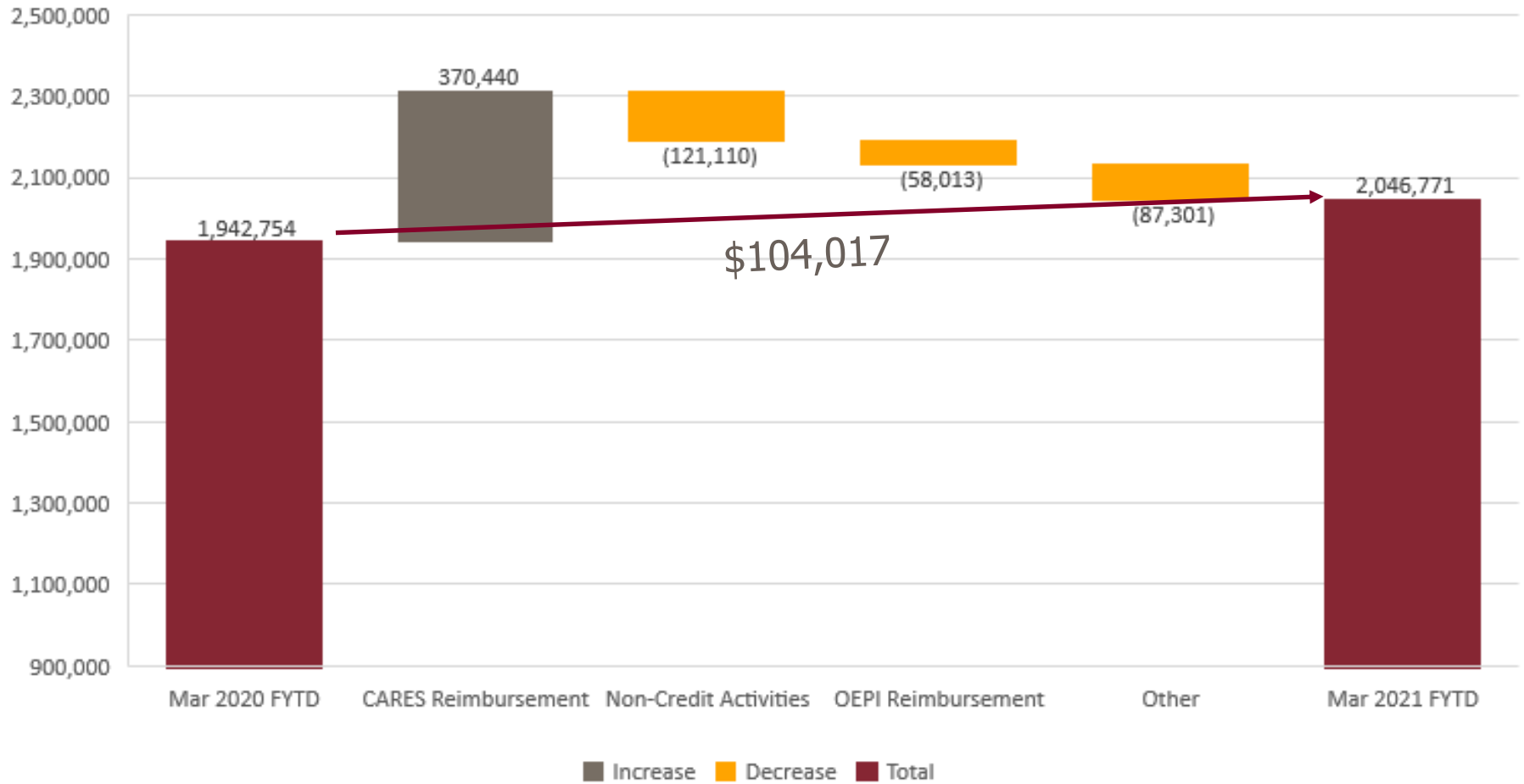
State Support  
FY2020 vs. FY2021  
YTD through March 31



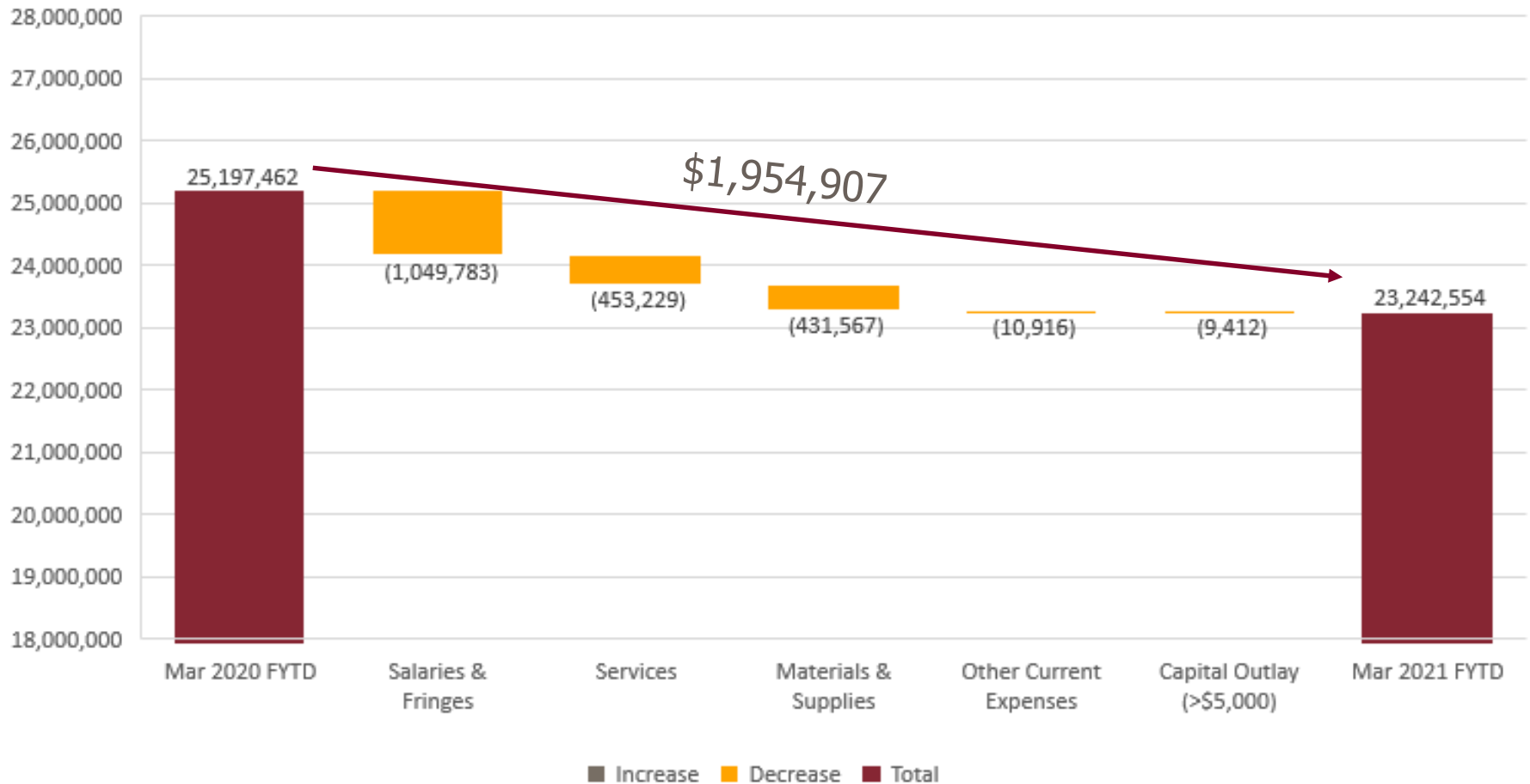
Federal Support  
FY2020 vs. FY2021  
YTD through March 31



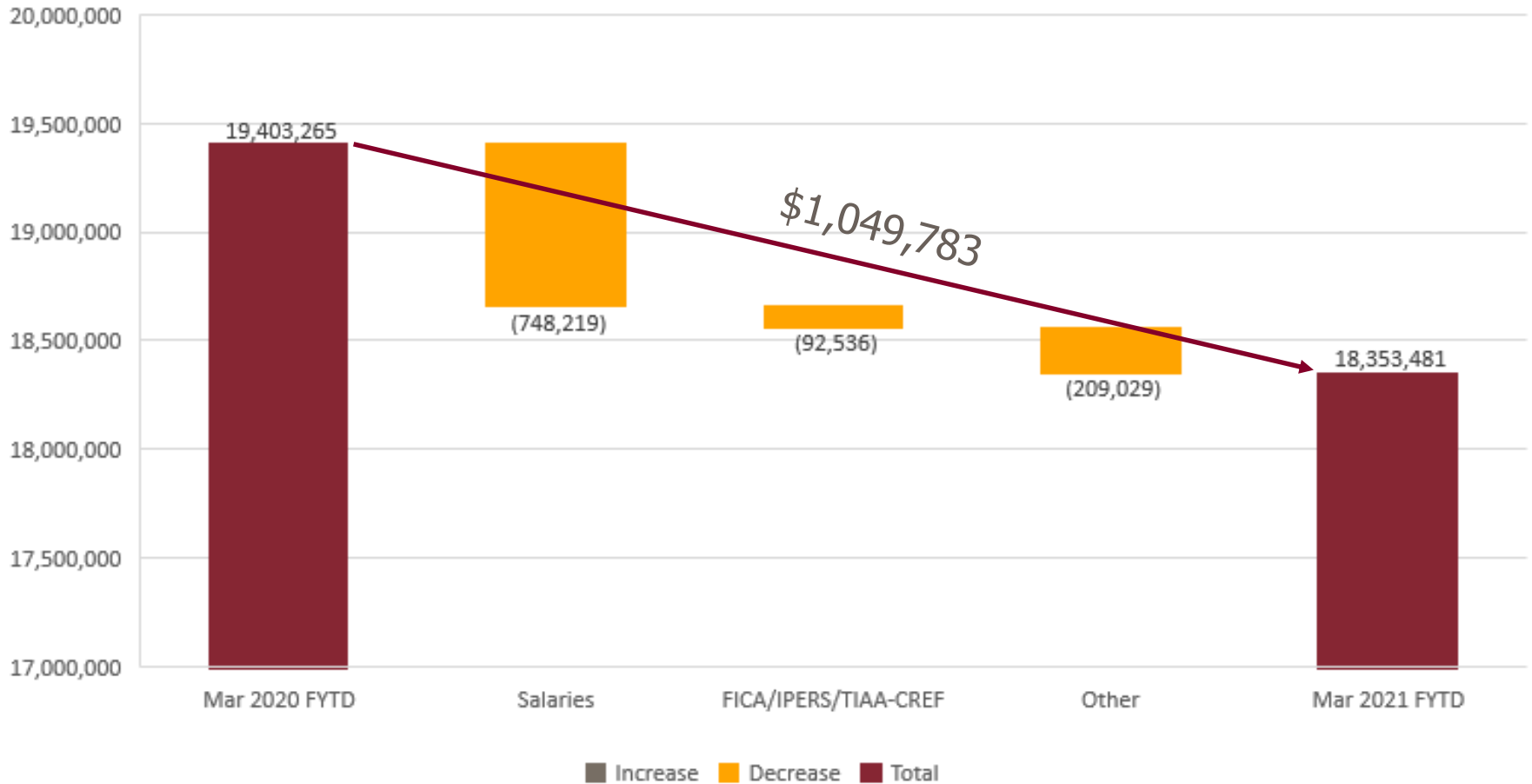
Other Income  
 FY2020 vs. FY2021  
 YTD through March 31



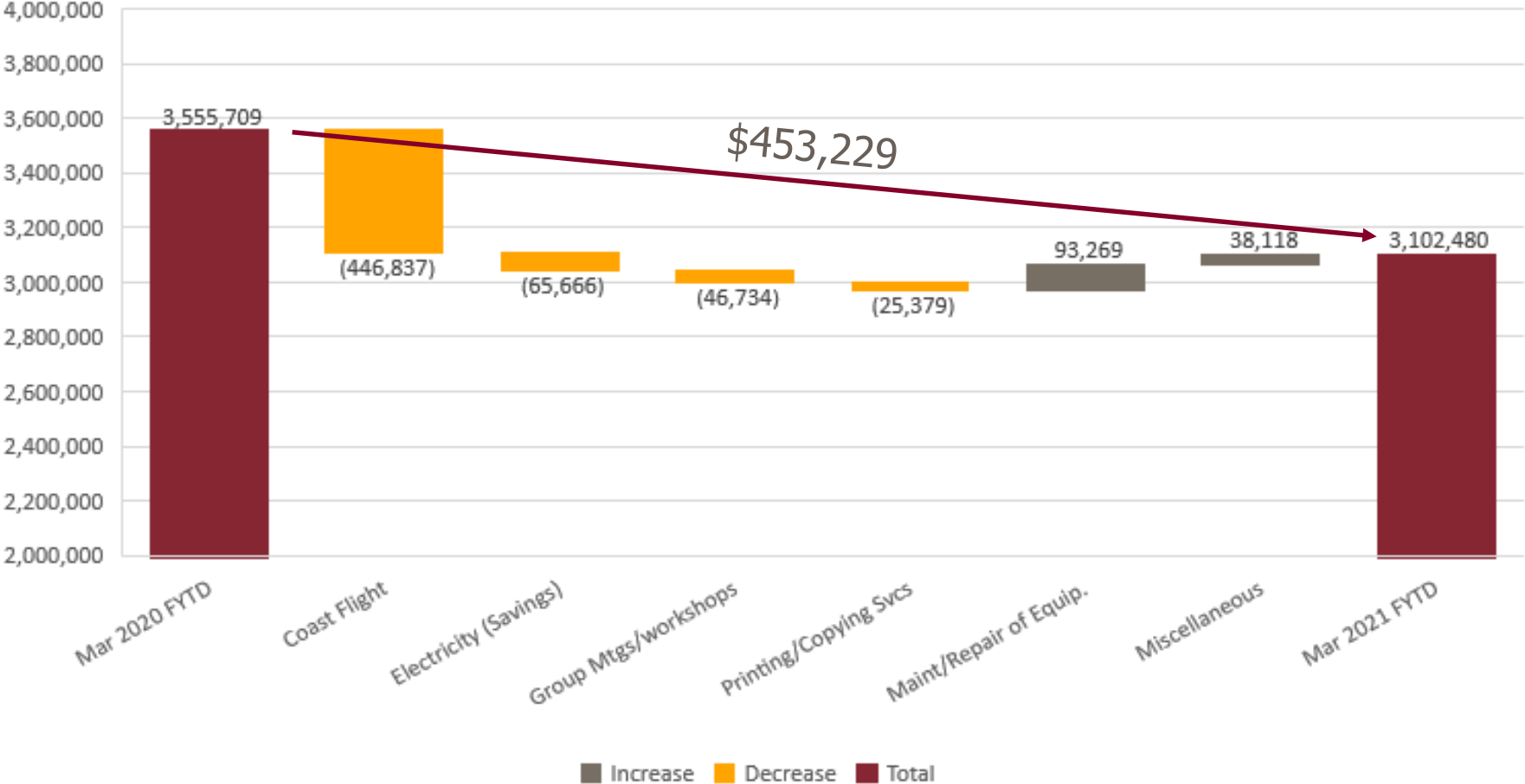
Expenses  
 FY2020 vs. FY2021  
 YTD through March 31



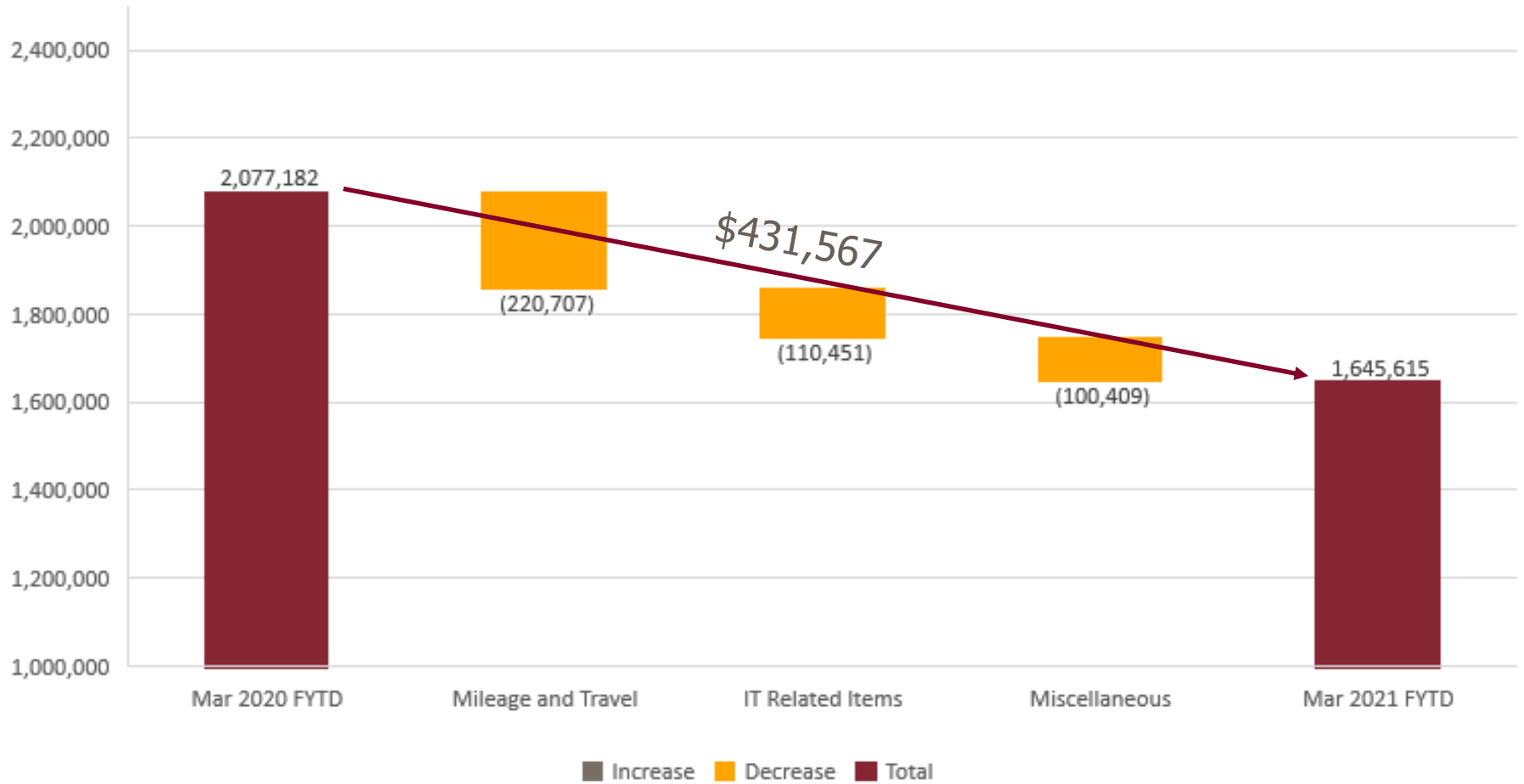
Salaries & Fringes  
FY2020 vs. FY2021  
YTD through March 31



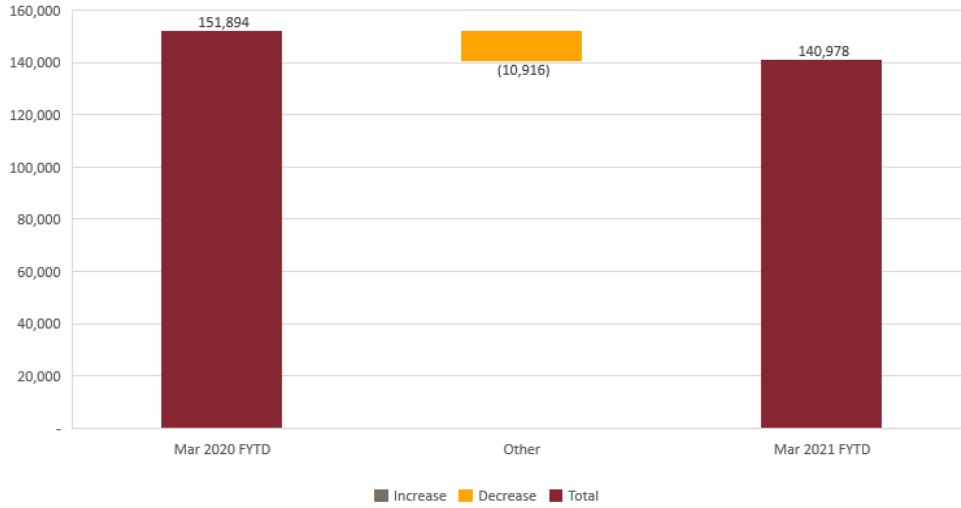
Services  
 FY2020 vs. FY2021  
 YTD through March 31



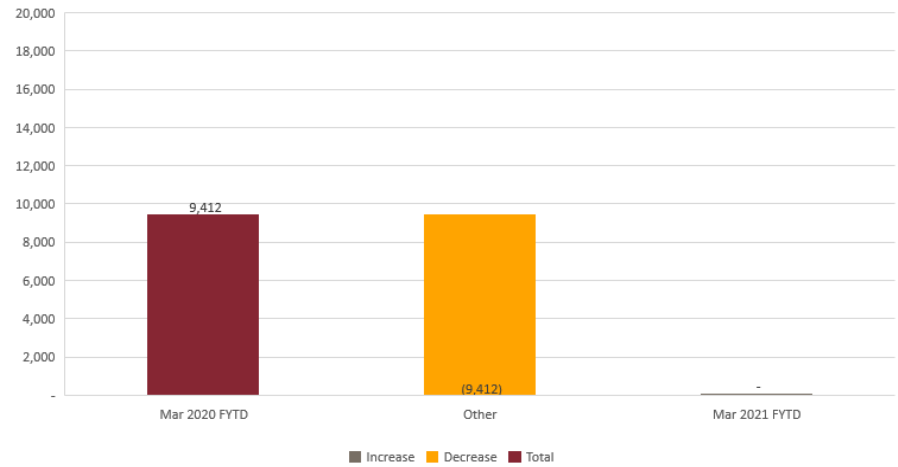
Materials & Supplies  
FY2020 vs. FY2021  
YTD through March 31



Other Current Expenses  
 FY2020 vs. FY2021  
 YTD through March 31



Other Current Expenses  
 FY2020 vs. FY2021  
 YTD through March 31



# Fund 2 (Levy Accounts)

FUND 2*	FY2019			FY2020			FY2021		
	Full Year Actual	Year-to-Date Actual	% of Full Year	Full Year Actual	Year-to-Date Actual	% of Full Year	Full Year Budget	Year-to-Date Actual	% of Full Year
<b>Revenue</b>									
14 Local Support and State Backfill	\$ 3,312,020	\$ 1,962,466	59.25%	\$ 3,658,562	\$ 2,247,455	61.43%	\$ 3,973,369	\$ 2,502,208	62.97%
<b>Expenditures</b>									
15 Unemployment Compensation	\$ 30,207	\$ 56,390	186.68%	\$ 17,469	\$ 9,871	56.51%	\$ 85,000	\$ 2,974	3.50%
16 Workers Compensation Ins.	75,325	75,325	100.00%	69,264	69,264	100.00%	100,433	100,433	100.00%
17 Tort Liability	400,578	427,941	106.83%	450,917	450,917	100.00%	541,040	538,578	99.55%
18 Property Insurance	1,904,401	1,553,488	81.57%	1,664,098	1,675,047	100.66%	1,867,322	1,964,871	105.22%
19 Equipment Replacement	517,401	454,783	87.90%	574,274	575,664	100.24%	595,000	544,250	91.47%
20 Standby	-	-	0.00%	-	-	0.00%	-	-	0.00%
21 Incented Retirement Levy	260,894	-	0.00%	395,390	-	0.00%	490,000	-	0.00%
<b>22 Total Expenditures</b>	<b>\$ 3,188,806</b>	<b>\$ 2,567,927</b>	<b>80.53%</b>	<b>\$ 3,171,412</b>	<b>\$ 2,780,764</b>	<b>87.68%</b>	<b>\$ 3,678,795</b>	<b>\$ 3,151,106</b>	<b>85.66%</b>

\* Excludes House File Projects & Grants

**Indian Hills Community College**  
**Funds 1 and 2\***  
**Period 9 (75%)**  
 March 31, 2021

FUND 1	FY2019			FY2020			FY2021			
	Full Year Actual	Year-to-Date Actual	% of Full Year	Full Year Actual	Year-to-Date Actual	% of Full Year	Full Year Budget	Year-to-Date Actual	% of Full Year	YTD Change
<b>Revenue</b>										
1 Tuition & Fees	\$ 16,766,157	\$ 16,254,022	96.95%	\$ 15,177,973	\$ 14,943,629	98.46%	\$ 14,814,000	\$ 13,478,753	90.99%	\$ (1,464,876)
2 Local Support	1,191,060	716,813	60.18%	1,242,689	774,320	62.31%	1,330,581	852,058	64.04%	77,738
3 State Support	14,883,698	11,122,525	74.73%	15,223,892	11,412,638	74.97%	15,211,933	11,445,622	75.24%	32,984
4 Federal Support	113,219	30,000	26.50%	89,448	44,000	49.19%	89,200	21,500	24.10%	(22,500)
5 Other Income	3,386,613	2,134,573	63.03%	3,120,303	1,942,754	62.26%	3,272,200	2,046,771	62.55%	104,017
<b>6 Total Revenue</b>	<b>\$ 36,340,747</b>	<b>\$ 30,257,932</b>	<b>83.26%</b>	<b>\$ 34,854,305</b>	<b>\$ 29,117,341</b>	<b>83.54%</b>	<b>\$ 34,717,914</b>	<b>\$ 27,844,704</b>	<b>80.20%</b>	<b>\$ (1,272,637)</b>
<b>Expenditures</b>										
7 Salaries and Fringes	\$ 26,440,616	\$ 19,454,258	73.58%	\$ 26,026,735	\$ 19,403,265	74.55%	\$ 26,549,904	\$ 18,353,481	69.13%	\$ (1,049,783)
8 Services	5,636,329	4,371,813	77.56%	4,472,235	3,555,709	79.51%	4,309,000	3,102,480	72.00%	(453,229)
9 Materials and Supplies	2,372,997	1,874,577	79.00%	2,388,716	2,077,182	86.96%	2,594,400	1,645,615	63.43%	(431,567)
10 Other Current Expenses	1,879,804	155,374	8.27%	1,878,528	151,894	8.09%	1,252,000	140,978	11.26%	(10,916)
11 Capital Outlay (>\$5,000)	7,357	-	0.00%	26,697	9,412	35.25%	9,400	-	0.00%	(9,412)
<b>12 Total Expenditures</b>	<b>\$ 36,337,103</b>	<b>\$ 25,856,022</b>	<b>71.16%</b>	<b>\$ 34,792,912</b>	<b>\$ 25,197,462</b>	<b>72.42%</b>	<b>\$ 34,714,704</b>	<b>\$ 23,242,554</b>	<b>66.95%</b>	<b>\$ (1,954,907)</b>
<b>13 Net Revenue</b> [6] minus [7]	<b>\$ 3,644</b>	<b>\$ 4,401,910</b>		<b>\$ 61,393</b>	<b>\$ 3,919,879</b>		<b>\$ 3,210</b>	<b>\$ 4,602,149</b>		

FUND 2*	FY2019			FY2020			FY2021		
	Full Year Actual	Year-to-Date Actual	% of Full Year	Full Year Actual	Year-to-Date Actual	% of Full Year	Full Year Budget	Year-to-Date Actual	% of Full Year
<b>Revenue</b>									
<b>14 Local Support and State Backfill</b>	<b>\$ 3,312,020</b>	<b>\$ 1,962,466</b>	<b>59.25%</b>	<b>\$ 3,658,562</b>	<b>\$ 2,247,455</b>	<b>61.43%</b>	<b>\$ 3,973,369</b>	<b>\$ 2,502,208</b>	<b>62.97%</b>
<b>Expenditures</b>									
15 Unemployment Compensation	\$ 30,207	\$ 56,390	186.68%	\$ 17,469	\$ 9,871	56.51%	\$ 85,000	\$ 2,974	3.50%
16 Workers Compensation Ins.	75,325	75,325	100.00%	69,264	69,264	100.00%	100,433	100,433	100.00%
17 Tort Liability	400,578	427,941	106.83%	450,917	450,917	100.00%	541,040	538,578	99.55%
18 Property Insurance	1,904,401	1,553,488	81.57%	1,664,098	1,675,047	100.66%	1,867,322	1,964,871	105.22%
19 Equipment Replacement	517,401	454,783	87.90%	574,274	575,664	100.24%	595,000	544,250	91.47%
20 Standby	-	-	0.00%	-	-	0.00%	-	-	0.00%
21 Incented Retirement Levy	260,894	-	0.00%	395,390	-	0.00%	490,000	-	0.00%
<b>22 Total Expenditures</b>	<b>\$ 3,188,806</b>	<b>\$ 2,567,927</b>	<b>80.53%</b>	<b>\$ 3,171,412</b>	<b>\$ 2,780,764</b>	<b>87.68%</b>	<b>\$ 3,678,795</b>	<b>\$ 3,151,106</b>	<b>85.66%</b>

\* Excludes House File Projects & Grants

**Indian Hills Community College**  
**All Funds**  
**Period 9**  
 March 31, 2021

	Unrestricted General Fund 1		Restricted General Fund 2		Auxillary Fund 3		Agency Fund 4	
	FY2020	FY2021	FY2020	FY2021	FY2020	FY2021	FY2020	FY2021
	Full Year Actual	Year-to-Date Actual	Full Year Actual	Year-to-Date Actual	Full Year Actual	Year-to-Date Actual	Full Year Actual	Year-to-Date Actual
1 Opening Balance	\$ 5,082,474	\$ 5,143,867	\$ 2,489,906	\$ 3,987,820	\$ 2,629,740	\$ 2,588,165	\$ 362,521	\$ 438,365
4 Total Revenue	\$ 34,854,305	\$ 27,844,704	\$ 16,263,363	\$ 10,371,796	\$ 7,230,136	\$ 6,743,600	\$ 7,188,994	\$ 5,091,957
7 Total Expenditures	\$ 34,792,912	\$ 23,242,554	\$ 14,765,449	\$ 11,091,137	\$ 7,271,711	\$ 6,462,859	\$ 7,113,150	\$ 5,169,375
8 Closing Balance [1 plus 4 minus 7]	\$ 5,143,867	\$ 9,746,017	\$ 3,987,820	\$ 3,268,478	\$ 2,588,165	\$ 2,868,906	\$ 438,365	\$ 360,947

	Scholarship Fund 5		Plant Fund 7		Endowment Fund 8	
	FY2020	FY2021	FY2020	FY2021	FY2020	FY2021
	Full Year Actual	Year-to-Date Actual	Full Year Actual	Year-to-Date Actual	Full Year Actual	Year-to-Date Actual
1 Opening Balance	\$ -	\$ -	\$ 3,298,831	\$ 4,439,323	\$ 4,668,892	\$ 4,677,971
4 Total Revenue	\$ 7,022,488	\$ 5,904,578	\$ 9,545,263	\$ 3,666,218	\$ 100,837	\$ 35,190
7 Total Expenditures	\$ 7,022,488	\$ 6,282,680	\$ 8,404,771	\$ 3,129,786	\$ 91,758	\$ 1,531,671
8 Closing Balance [1 plus 4 minus 7]	\$ -	\$ (378,102)	\$ 4,439,323	\$ 4,975,755	\$ 4,677,971	\$ 3,181,490

[www.indianhills.edu](http://www.indianhills.edu)

It is the policy of Indian Hills Community College not to discriminate on the basis of race, color, national origin, sex, disability, age (employment), sexual orientation, gender identity, creed, religion, and actual or potential parental, family, or marital status in its programs, activities, or employment practices as required by the Iowa Code §§216.6 and 216.9, Titles VI and VII of the Civil Rights Act of 1964 (42 U.S.C. §§ 2000d and 2000e), the Equal Pay Act of 1973 (29 U.S.C. § 206, et seq.), Title IX (Educational Amendments, 20 U.S.C §§ 1681 – 1688), Section 504 (Rehabilitation Act of 1973, 29 U.S.C. § 794), and Title II of the Americans with Disabilities Act (42 U.S.C. § 12101, et seq.).

If you have questions or complaints related to compliance with this policy, please contact Kristen Parks, Director of Human Resources/Equity Coordinator, 525 Grandview Ave, Ottumwa, IA 52501, (641) 683-5108; Chris Bowser, Executive Dean, Student Services, (students), (641) 683-5159; Darlas Shockley, Executive Dean, Arts & Sciences (students with disabilities), (641) 683-5174; or the U.S. Department of Education, Citigroup Center, 500 W. Madison, Suite 1475, Chicago, IL 60661, phone number (312) 730-1560, fax (312) 730-1576.