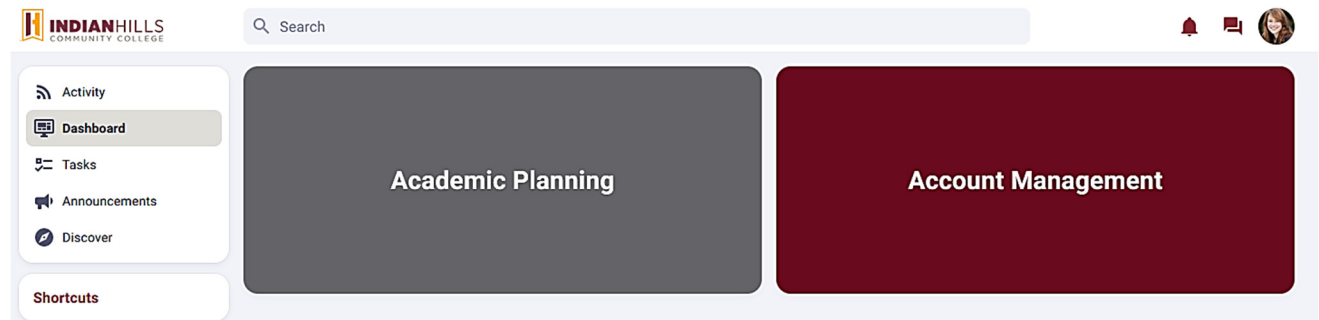
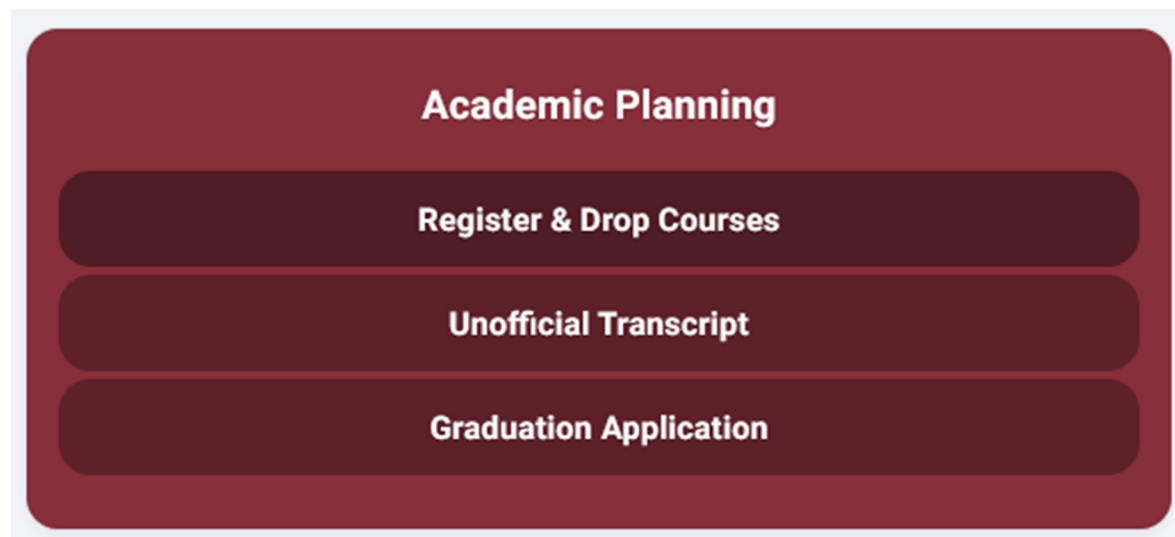


## Complete Graduation Application

It's quick and easy to get started on your graduation application. Let's take a look.



Once you have successfully logged into WIN (Warrior Information Network), hover over the Academic Planning Menu.



There are several links to choose from, including:

- **Register & Drop Courses** – Choose this link to access Student Planning, where you can register & drop courses, view your degree plan & current class schedule.
- **Unofficial Transcript** – Choose this option to view your unofficial transcript within Student Planning. Please note, if you have a current bill with the college, you will not be able to access this feature.
- **Graduation Application** – If you plan to graduate after the current term, please complete this application.


Under Graduation Application, the Graduation Application page will open. From this page, you can Review Academic Progress, Program of Study, and Major. If you plan to graduate, you will need to complete the Graduation Survey by clicking the Graduation Survey link.



## Graduation Application

[Review My Academic Progress](#)

Program of Study	Major
Cybersecurity & Systems Administration	Cybersecurity & Systems Admin

 Please fill out the Graduation Survey! [Graduation Survey](#)

Once you are ready to log out, click “Sign Out” at the top of the page. To ensure you exit completely, please log out and close your browser.

For technical help with WIN (Warrior Information Network), contact the IT Help Desk.